

AUDIO & VIDEO DOOR ENTRY SYSTEM

D45 SYSTEM
THE HIGH
PERFORMANCE



CATALOGUE
PAGES
→ INSIDE

over
4.600
active
patents



over
17.000
hours/year dedicated
to training employees
on environmental issues



over
70
branches



active in
180
markets



5%
of revenue
invested
in r&d



COMPANY PROFILE

LEGRAND

For more than 60 years, Legrand has been supplying integrated solutions for lighting, heating, energy, network and access management in buildings. The Group's business is to design, develop, and market electrical and digital systems that are both simple and innovative, for better communication, tighter security, and improved comfort and convenience in buildings.

Legrand is more than ever looking to the future.

The video door entry system range is made by BTicino, which is a Legrand Group brand.

50%

of sales generated with products added to the catalog less than 5 years



37%

of total investments dedicated to the development of new products and solutions



over
4 billion
electrical devices installed throughout the world



over
170.000
product in the catalog



more than
33.000


employees throughout the world



AN ACTIVE INTERNATIONAL PRESENCE

Asia, Middle East and Pacific: Australia / China / Hong-Kong / India / Indonesia / Iran / Kazakhstan / Lebanon / Malaysia / New Zeland / Philippines / Qatar / Saudi Arabia / Singapore / South Korea / Syria / Thailand / United Arab Emirates / Uzbekistan / Vietnam / **The Americas:** Brazil / Canada / Chile / Colombia / Costa Rica / Mexico / United States / Venezuela / **Europe and Africa:** Algeria / Austria / Belarus / Belgium / Bosnia-Herzegovina / Bulgaria / Croatia / Czech Republic / Denmark / Egypt / Estonia / France / Germany / Greece / Hungary / Ireland / Italy / Libya / Lithuania / Marocco / Netherland / Poland / Portugal / Romania / Russia / Serbia and Montenegro / Senegal / Slovakia / Slovenia / South Africa / Spain / Switzerland / Tunisia / Turkey / Ukraine / United Kindom

1



2



3



SOME SHOWCASE PROJECTS

1. HAYATTEPE - ISTANBUL
2. AMETIST - ANKARA
3. HARMONY TOWERS - BURSA

D45 SYSTEM BTicino simplifies installation in residential complexes with large numbers of apartments. **The use of UTP cables and RJ45 connections for all the devices** provides quick, easy installation for both backbone and riser devices. The system is suitable for the varied requirements of systems of different sizes on risers or TCP/IP networks, ensuring maximum cost saving.

THE HIGH PERFORMANCE SYSTEM OFFER

INSTALLATION OF UP TO:

4000

Apartments

800

Handsets
per riser

80

Entrance
panels per riser

16

Switchboards

100

Riser shunts

1 km

Distance for
colour video
installation



Digital call
entrance panel



Audio Intercom



Switchboard operation as a comprehensive
alarm management device; alarm receipt,
recording and storage functions.

COMPLEXES WITH LARGE NUMBER OF APARTMENTS

- Anti-tamper function on all indoor handsets
- Possibility to connect an additional camera to the switchboard
- Intercom between all the apartment of the riser
- SOS pushbutton on all indoor handsets
- Lift control function

NEW DIGITAL CALL ENTRANCE PANEL

**ITALIAN DESIGN
WITH HIGH-END
MATERIAL**

**PROTECTION
DEGREE IP54**
means it is also
suitable for critical
environments


**PROTECTION
AGAINST MECHANICAL
IMPACT IK07**

means resistant
to vandalism

**MINIMAL OVERALL
DIMENSIONS:**
just 1.5 cm depth
in flush-mounted

Anti-Tamper sensor
for better security



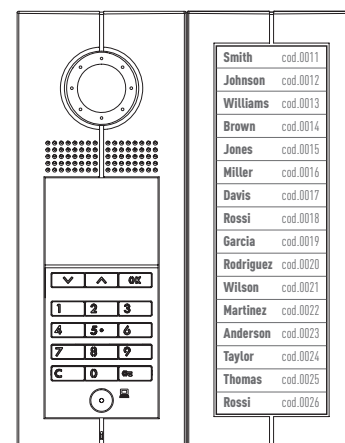


Call by address list or by code

Resident quick name search by letter (like mobile phones)


LCD display with user-friendly interface and customization of the welcome message

Direct call to the security guard



Nameplate module to install at the side of the digital call street panel to insert the list of residents or customised messages.

PUSH BUTTON PANEL AND EXPANSION MODULE



Main entrance panel
10 push button

Expansion module
16 push button



**ITALIAN DESIGN
WITH HIGH-END
MATERIAL**

**PROTECTION
DEGREE IP54**
means it is also
suitable for critical
environments

**PROTECTION
AGAINST MECHANICAL
IMPACT IK07**
means resistant
to vandalism

**MINIMAL OVERALL
DIMENSIONS:**
just 1.5 cm depth
in flush-mounted

Main entrance panel 20 push button






NEW TOUCH SCREEN INTERNAL UNITS

**ITALIAN DESIGN
WITH HIGH-END
MATERIAL**
cover plate in
metal finishing

**WIDE TOUCH
SCREEN DISPLAY**
The screen occupies
a large part of the
device in line with
current consumer
electronics trend



**10" TOUCH SCREEN
INTERNAL UNIT**




**7" TOUCH SCREEN
INTERNAL UNIT**



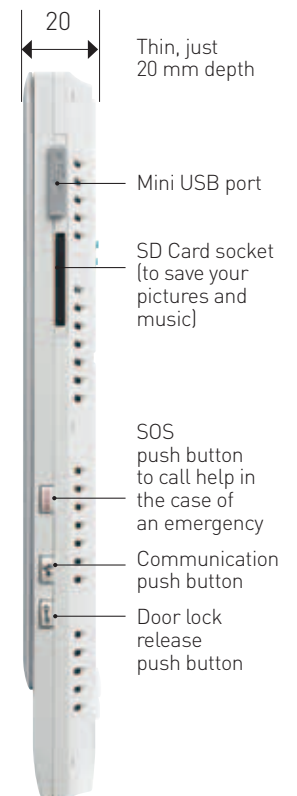
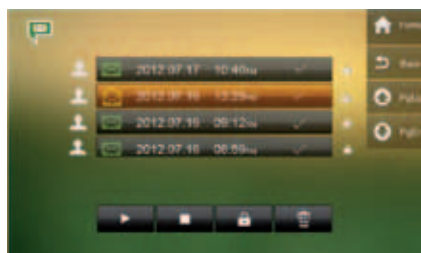
MAIN INTERFACE



8 ALARMS (anti-burglar & technical alarm) can be connected directly



VISITOR'S MESSAGE AND PHOTOS



**WINDOW
BURGLAR-ALARM
CONTACT**



**DOOR
BURGLAR-ALARM
CONTACT**



Touch Screen
internal unit

NEW TOUCH SCREEN INTERNAL UNITS

ANTI-BURGLAR & TECHNICAL ALARM

The new touch screen internal unit can work like a real burglar-alarm unit. In fact it can manage up to 8 intrusion and technical alarms.

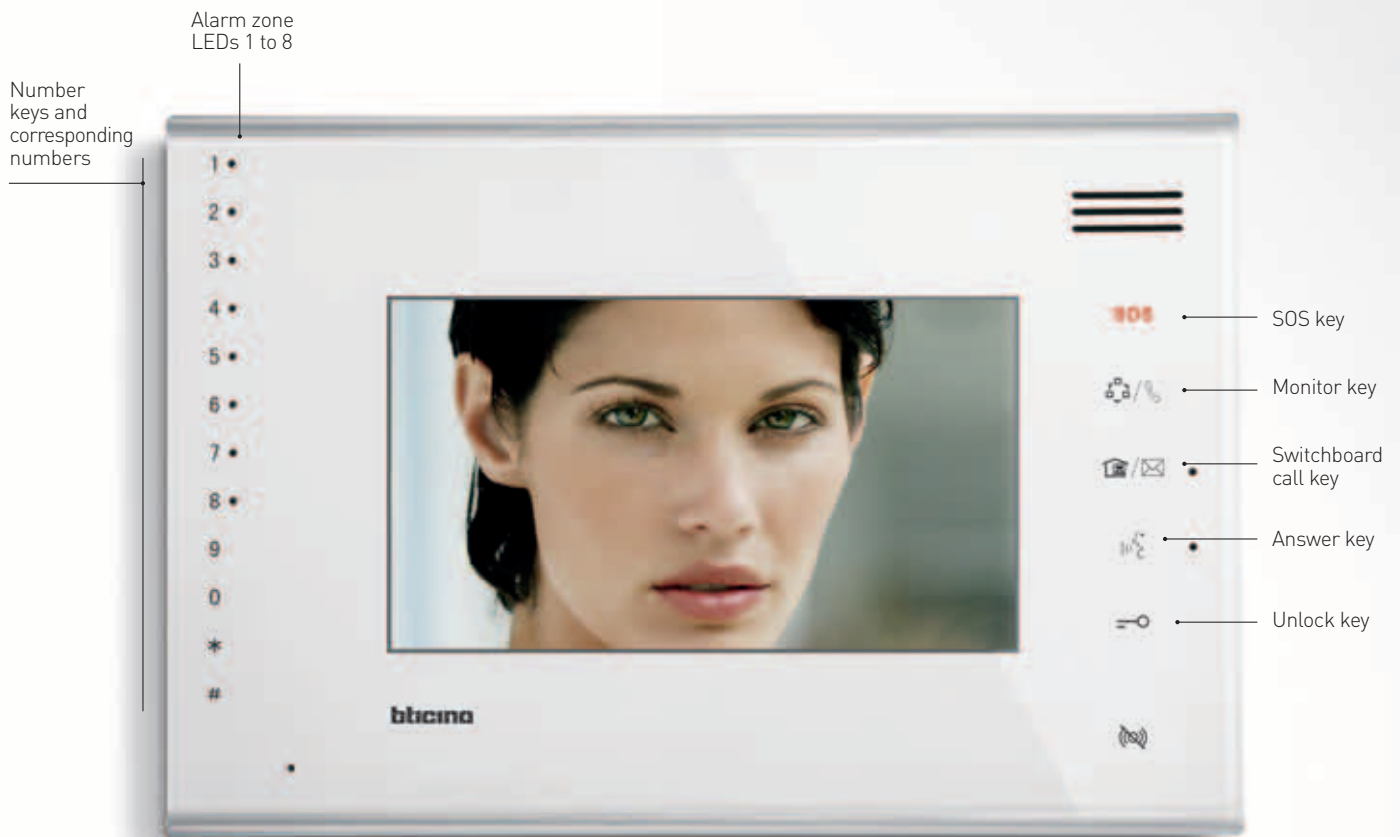


Switchboard

The alarm contacts and the infrared sensors can detect any intrusions and quickly signal the event, activating the sound alarm on the internal unit.

A gas leak or the detection of smoke caused by a fire starting activates the sensor, which sends the alarm signal to the internal unit, making it sound.

If there is a switchboard in the main system, the signal that an alarm has been given is sent to the monitoring. The sensors of the technical alarms are active 24h-24h.



HANDS-FREE COLOR INTERNAL UNITS

- WALL MOUNTING INSTALLATION
- SOS PUSHBUTTON
- INTERCOM
- DIRECT CALL TO THE SWITCHBOARD
- DOOR LOCK PUSHBUTTON
- DIRECT INTEGRATION WITH ALARM SENSORS



SLIM 7" WIDE SCREEN
WITH ALARM FUNCTION



3.5" WIDE SCREEN
WITH ALARM FUNCTION



7" WIDE SCREEN



3.5" WIDE SCREEN
WITH ALARM FUNCTION



SWITCH-BOARD

D45 System table top porter switchboard device with high resolution 7" LCD display and icons menu. Able to communicate with handsets, entrance panels and other devices. It manages building incoming calls and alarms. Device can be linked by LAN to other

switchboards for the management of larger system. Complete alarms management: receiving, recording and storage of alarms. Management of SOS call records. Provides quick message retrieval by using handset addresses. Possibility to directly connect a coaxial camera.

ENTRANCE PANEL CALL RECEPTION




CAMERA ENABLING



ALARM RECEPTION AND MANAGEMENT



DOOR LOCK RELEASE



INTERCOM CALLS



USER FRIENDLY INTERFACE



IP MANAGEMENT SWITCHBOARD SOFTWARE



The integrated IP management software art. 323012 can provide the communication for calls between internal units and the switchboard. This software can be used only joined with D45/IP interface art. 323011

THE MAIN DEVICES

ENTRANCE PANEL	DIGITAL COLOUR ENTRANCE PANEL	10 CALL PUSHBUTTONS ENTRANCE PANEL	20 CALL PUSHBUTTONS ENTRANCE PANEL	SMALL ENTRY PANEL COLOR	FLOOR CALL ENTRY PANEL
----------------	-------------------------------	------------------------------------	------------------------------------	-------------------------	------------------------

Outdoor video pushbutton panel with camera. It can be used to call the video handsets and to activate the associated door lock. Available in various look and installation models.



322011



322030



322031



322020



322021

Colour video	●	●	●	●	●
Finishes / Colours	Zama	Zama	Zama	Aluminium	Plastic
Wall mounted installation				●	●
Flush mounted installation	●	●	●		
Pushbutton call		●	●	●	●
Digital call	●				
Door lock release with keypad	●				
Power supply	30 Vdc	30 Vdc	30 Vdc	12 Vdc	12 Vdc
Horizontal resolution camera	540 TV lines	540 TV lines	540 TV lines	420 TV lines	600 TV lines
Protection index	IP54	IP54	IP54	IP54	IP33
Protection index against mechanical impact	IK07	IK07	IK07	IK07	IK07
Max. number of calls	4000	10 up to 100 with additional pushbutton module	20 up to 100 with additional pushbutton module	1	1



VIDEO HANDSETS

7/10"
TOUCH
SCREEN
INTERNAL
UNIT

COLOUR
HANDS
FREE 7"
ALARM

COLOUR
HANDS
FREE 3.5"
ALARM

COLOUR
HANDS
FREE 7"

COLOUR
HANDS
FREE 3.5"

COLOUR
HANDS
FREE 4.3"

Audio and video handsets for the audio and video reception of entrance panel calls. Using the available icons, the advanced devices can be used to manage the video door entry system functions and the home automation functions. Available in various look and installation models.



321071 / 321070



322050



321011



322052



321060



321061

Colour video	●	●	●	●	●	●
Handsfree	●	●	●	●	●	●
Finishes / Colours	White finish Metal cover	White	White	White	White	White
Display	Touch screen 7" / 10.2" 800x480	7" 480x234	3.5" 320x240	7" 480x234	3.5" 320x240	4.3"
Memory function	●					
Slot SD Card	●					
Alarm management	●	●	●			●
SOS function	●	●	●	●	●	●
Door lock release	●	●	●	●	●	●
Scrolling EP activation	●	●	●	●	●	●
Intercom	●	●	●			
Power supply	30 Vdc	30 Vdc	30 Vdc	30 Vdc	30 Vdc	30 Vdc
Type of installation	Wall mounted	Wall mounted	Wall mounted	Wall mounted	Wall mounted	Wall mounted


 322010
322011



322030



322031



322032



322033



322020



322021

Pack	Cat.Nos	Digital calls colour entrance panels
1	BT-322010	Zamak digital call street panel with keyboard, LCD display and colour camera Equipped with door lock release and burglar alarm notification Configuration screen menu and software upgrade without the need to dismantle the device Flush-mounting installation (flush-mounting box sold with the street panel)
1	BT-322011	Without addresses list With addresses list
1	BT-322012	Nameplate module Zamak nameplate module to install at the side of the digital call street panel Cat.No BT-322011 to insert the list of residents or customised messages Easy insertion / replacement of nameplates Flush-mounting installation (flush-mounting box supplied)
1	BT-322030	Pushbutton call colour street panels Zamak pushbutton street panel with pushbuttons colour camera. Flush-mounting installation (flush-mounting box supplied)
1	BT-322031	With 10 call pushbuttons With 20 call pushbuttons

Pack	Cat.Nos	Additional pushbutton module
1	BT-322032	Additional Zamak pushbutton panel with pushbuttons on single column Easy insertion / replacement of nameplates Flush-mounting installation (flush-mounting box supplied)
1	BT-322033	With 16 call pushbuttons With 32 call pushbuttons
1	BT-322020	Single call small entrance panel Aluminium alloy single call small street panel to be installed in one-family systems or as private street panel in multifamily systems Touch-sensitive pushbutton for calling indoor handsets and direct conversation Double verified intercom calls Surface-mounting
1	BT-322021	Floor call entry panel Plastic single call small panel to be installed in one-family system Surface mounting
1	BT-322001	1 module Box for street panel wall-mounting installation Rainshield integrated Compatible with Cat.No: - BT-322010 (digital street panel) - BT-321011 (digital street panel with address list) - BT-321030 (10 pushbutton street panel) - BT-321031 (20 pushbutton street panel)
1	BT-322002	2 modules Box for street panel wall-mounting installation Rainshield integrated Compatible with Cat.No: - BT-322010 (digital street panel) - BT-321011 (digital street panel with address list) - BT-321030 (10 push button street panel) - BT-321031 (20 push button street panel) - and one expansion module: BT-321012 (targa module) or BT-321032 (16 pushbutton extension) or BT-321033 (32 pushbutton extension)

Dimensional data

MODEL NAME	CODE NUMBER	DIMENSIONS (mm)
Entrance panel with call address list	322011	325 x 125 x 44,5
Small entry panel color	322020	141 x 108 x 31
Floor call entry panel	232021	152 x 104 x 25
10 Call pushbuttons entrance panel	322030	325 x 125 x 63
20 Call pushbuttons entrance panel	322031	325 x 125 x 63
16 Additional pushbuttons panel	322032	325 x 125 x 44,5
32 Additional pushbuttons panel	322033	325 x 125 x 44,5
Targa module	322012	325 x 125 x 44,5

D45 System

internal units



321070
321071



322050



321061



321011



322052



321060



322040



323001

Pack	Cat.Nos	Touch screen hands-free internal units
1	BT-321070	Complete door entry functions with alarm managements International standard SOS pushbutton, intercom function, programming device touch screen functions Digital photo frame and camera functions Direct call to switchboard function 6 different default selectable ringtones (can be changed with your favourite music) Slot for SD CARD Surge protection Wall-mounting
1	BT-321071	7" touch screen video internal unit
1	BT-322052	10" touch screen video internal unit
Hands-free colour internal units		
1	BT-322052	For standard video entry functions Hands-free colour internal unit with 7" TFT LED (16/9 format), SOS function, door lock release and scrolling EP activation
1	BT-321061	Hands-free colour internal unit with 4,3" TFT LEDbacklit screen, equipped for standard video door entry functionsplus direct call to the switchboard and entrance panel camera activation Wall-mounting
1	BT-322050	For standard video door entry functions plus Intercom Equipped for standard video door entry functions plus Intercom with other internal units, direct call to the switchboard, SOS pushbutton and possibility of direct connection with alarm sensors 12 different ringtones Wall-mounting
1	BT-322050	Hands-free slim colour internal unit with alarm function, with 7" TFT LED backlit screen (16/9 format)
1	BT-321011	Hands-free colour internal unit with alarm function, with 3.5" TFT LED backlit screen

Pack	Cat.Nos	Hands-free colour internal units
1	BT-321060	For standard video door entry functions plus direct call Hands-free colour internal unit with 3.5" TFT LED backlit screen Equipped for standard video door entry functions plus direct call to the switchboard and entrance panel camera activation 12 different ringtones Wall-mounting
1	BT-322040	Audio handset internal unit Handset audio internal unit, equipped for standard door entry system functions plus Intercom with other internal unit and direct call to the switchboard Possibility to connect an external SOS call switch Wall-mounting
1	BT-323001	Switchboard Table-top switchboard unit with high resolution 7" LCD display with graphic icons Able to communicate with internal units, street panels and other devices Manages incoming calls and alarms Possibility to save up to 1000 calls and alarms and to directly connect an external coax camera Equipped with 12 shortcut pushbuttons for direct access of calls and services

Dimensional data

MODEL NAME	CODE NUMBER	DIMENSIONS (mm)
3.5" Handsfree internal unit	321011	139,5 x 193,5 x 29
3.5" Handsfree internal unit	321060	158 x 165 x 29
4.3" Handsfree internal unit	321061	120 x 179 x 22,5
7" Touch screen internal unit	321070	157 x 198 x 17
10" Touch screen internal unit	321071	198 x 255 x 27
Audio Internal white	322040	141 x 91 x 34
Colour hands free 7" allarm	322050	175 x 260 x 23
Colour hands free 7"	322052	155 x 225 x 29
Porter switchboard	323001	290 x 170 x 165

Technical information, see www.homesystems-legrandgroup.com



323002



323003



323005



323009

Pack	Cat.Nos	System accessories
1	BT-323002	<p>Floor shunt This is used to convert video signals on the BUS to transfer mode and then distribute them to the connected internal units To be installed between floors Each floor shunt can be connected to 4 internal units DIN rail installation</p>
1	BT-323022	<p>One-output floor shunt Interface to be installed between floors Connects all the system BUS adapting video signal from difference ended into a single ended and distribute the BUS to the extensions indoor unit Build in a small plastic case to be installed easily inside the system junction boxes</p>
1	BT-323003	<p>Riser shunt Used to connect the riser BUS and system BUS in order to obtain BUS separation Transfer signals and switch between video and audio channels Video transfer distance can be increased by setting the gain adjustment dip switch DIN rail installation</p>
1	BT-323004	<p>Entrance panel video mixer Device can mix signals coming from 5 entrance panels Video transfer distance can be adjusted by setting the gain adjustment dip switch DIN rail installation</p>
1	BT-323005	<p>Power supply System power supply unit able to supply power on the data communication cable and simultaneously provide impedance matching for the audio channel Protected against short circuits: in case of DC output short circuit, the device will switch to protected mode. Once the problem has been resolved, it will return to normal status automatically Can also be set up to operate as an auxiliary power supply Wall-mounting</p>
1	BT-323007	<p>2-way video splitter Device splits the BUS signal into two channels where the video signal can only be transferred from input to output Provides compensation to the two channels separately and adapts the video signal output from the street panel for different distances via settings Mainly used in riser systems to divide the riser BUS into several channels to adapt the cabling DIN rail installation</p>

Pack	Cat.Nos	System accessories (continued)
1	BT-323008	<p>Basic apartment interface Device must be used in apartments with 2 or 3 internal units Interface must be installed between the floor shunt (Cat.No BT-323002) and the internal units DIN rail installation</p>
1	BT-323009	<p>Apartment interface Device used to expand the number of internal units and add a small street panel Each device can connect 5 internal units and 1 street panel, providing the intercom function and call or monitor function of the street panel DIN rail installation</p>
1	BT-323010	<p>Auxiliary power supply Auxiliary power supply protected against short circuits: in case of DC output short circuit, the device will switch to protected mode Once the problem has been resolved, it will return to normal status automatically Wall-mounting installation</p>
1	BT-323011	<p>D45/IP interface IP interface which can be connected to the D45 SYSTEM and BTicino 2 wire/IP System in order to create mixed installations DIN rail installation</p>

Dimensional data

MODEL NAME	CODE NUMBER	DIMENSIONS (MM)
Floor shunt	323002	72 x 105 x 33
Riser shunt	323003	106 x 105 x 33
Entrance panel video mixer	323004	72 x 105 x 33
Power supply	323005	167,5 x 161 x 85
2 Branches video splitter	323007	72 x 105 x 33
Basic apartment interface	323008	72 x 105 x 33
Apartment interface	323009	141 x 105 x 33
Auxiliary power supply	323010	167,5 x 161 x 85
D45/IP interface	323011	90 x 175 x 60

D45 System

system accessories (continued)



BT-323016



BT-323018



BT-323023



BT-346858

Pack	Cat.Nos	System accessories (continued)
1	BT-323012	IP management switchboard software Integrated IP management software provides the communication for calls between internal units and the switchboard
1	BT-323013	District generator District hub to be connected to 4 riser shunts (Cat.No BT-323003), one street panel, one switchboard and one system power supply Enables a large network to be created Controls and changes video channels Provides amplifying compensation for video signals DIN rail installation
1	BT-323015	Door lock accessory Operates electric door locks, particularly the commonly used 12 V cathode locks When the opening current of an anode lock is over 1 A, this device is also required to operate anode locks It is generally connected to the street panel to obtain the door lock release control signal Possible to open door locks by means of external manual switches Selection of the type of electric door lock release via the jumper configuration line DIN rail installation
1	BT-323016	House shunt Distributes video, audio and data signals from the BUS to the floor shunt (Cat.No BT-323002) connected to it, so that the signals from the BUS unit can reach the maximum distance of 200 metres, to meet specific domestic requirements To be installed in the low voltage subscriber unit in the house DIN rail installation
1	BT-323021	Accessory for additional camera Interface that permits to integrate additional camera to the system The image from the camera can be visualized by all the internal units of the system Additional camera accessory increases security level of the system giving the possibility to monitor public area (ex. garden, swimming pool, parking) 4 additional cameras max. per accessory Compatible with coaxial camera 12V

Pack	Cat.Nos	System accessories (continued)
1	BT-323017	Lift control interface For integrating the D45 system with the elevator system Possibility to manage the elevator directly from the internal unit
1	BT-323018	Entrance panel/Switchboard shunt Used to connect the entrance panel and the switchboard to the system The device automatically switches over the video channels DIN rail installation
1	BT-323019	System expansion interface Extends the riser system when the number of internal units installed on the riser exceeds the limit of 400 The interface can increase this limit to 800 handsets This device is also used to adjust the video gains and improve video transmission quality DIN rail installation
1	BT-323020	Configuration tool Configuration kit consisting of: - SF2 configuration software - Tool interface - Serial extension cable - Flat cable
1	BT-323023	Small street panel video mixer Interface for the installation of several small street panels for each internal unit or for each apartment Permits to install 4 small street panels By using more than one accessory in series, it's possible to install more than 4 street panels
1	BT-346858	D45 to BTicino 2-wire interface Switch-over interface to install the BTicino 2-wire door entry system inside the apartment DIN rail installation

Dimensional data

MODEL NAME	CODE NUMBER	DIMENSIONS (MM)
District generator	323013	175 x 105 x 66
Door lock accessory	323015	72 x 105 x 33
House shunt	323016	72 x 105 x 33
Lift control interface module	323017	141 x 105 x 33
EP/Switchboard shunt	323018	72 x 105 x 33
System expansion interface	323019	106 x 105 x 33
Configuration tool kit	323020	48 x 48
SEP video mixer	323023	141 x 105 x 33
D45/2-wire interface	346858	72 x 105 x 33

Example of solution for multi-storey Building

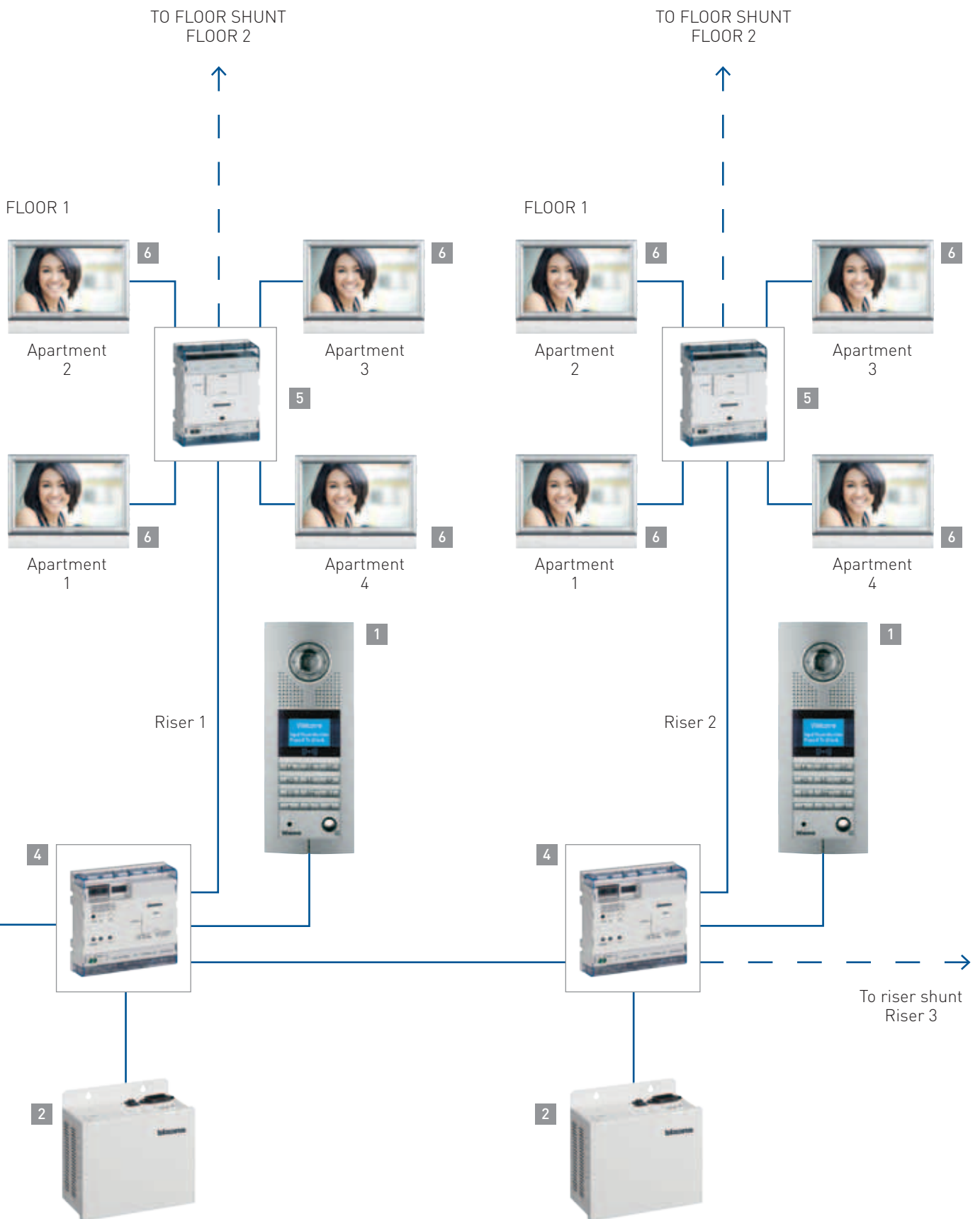


3

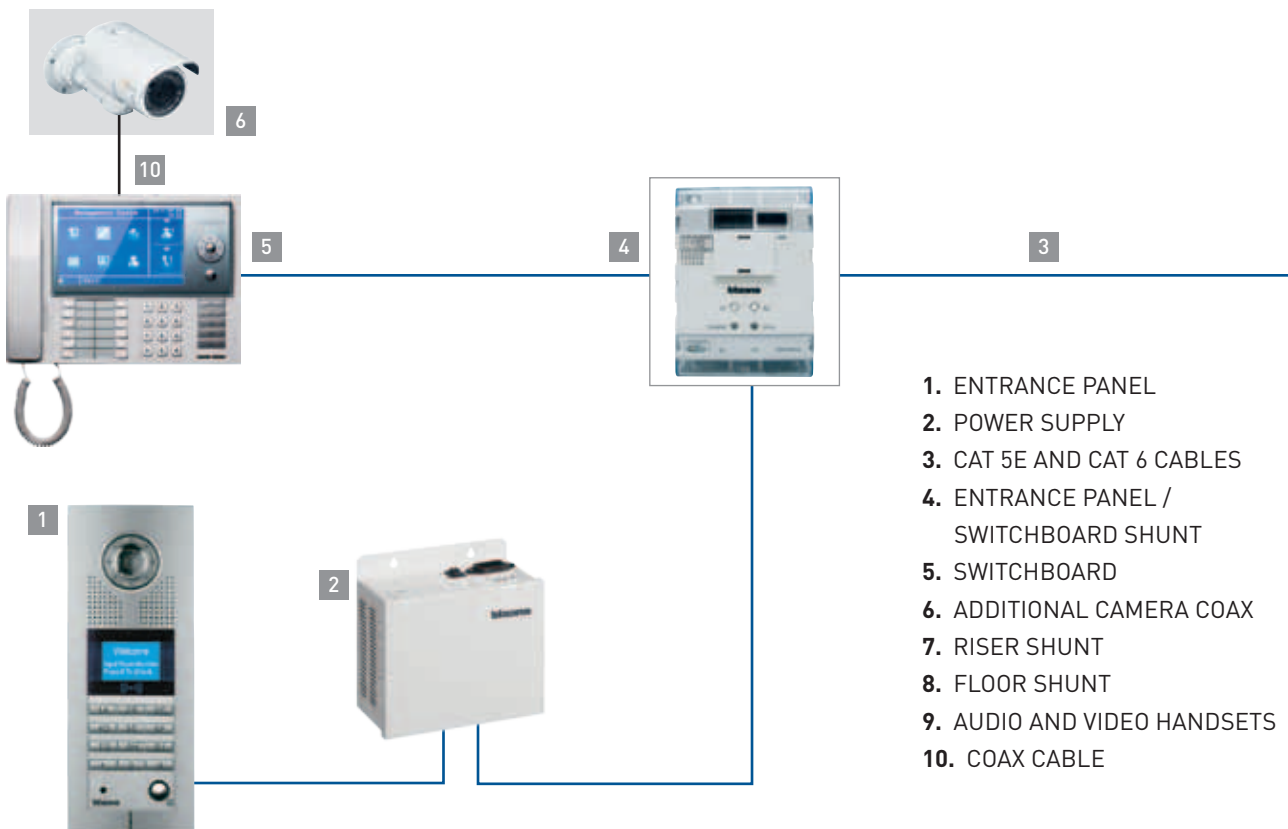


1. ENTRANCE PANEL
2. POWER SUPPLY
3. CAT 5E AND CAT 6 CABLES
4. RISER SHUNT
5. FLOOR SHUNT
6. AUDIO AND VIDEO HANDSETS

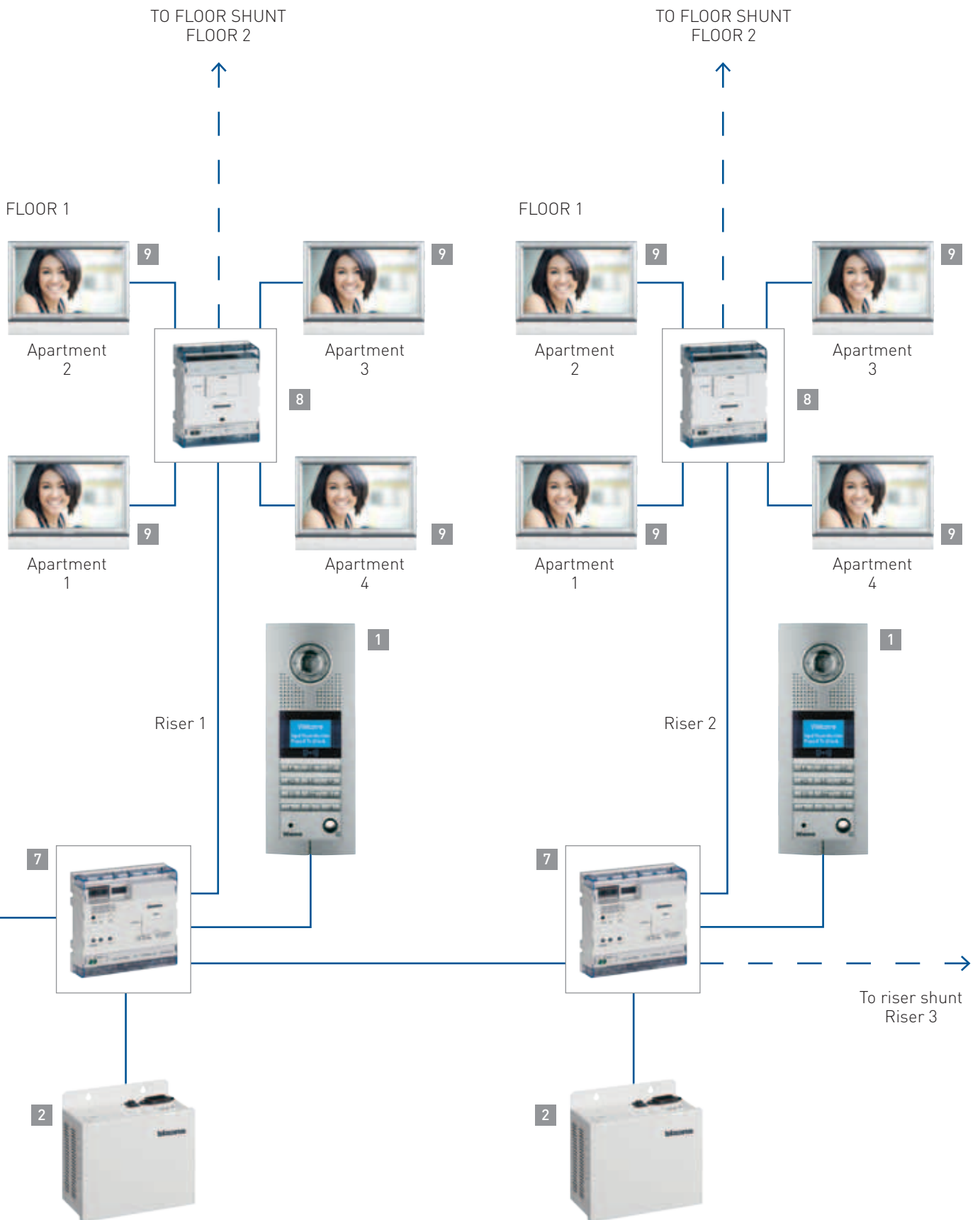
Example of solution for multi-storey Building



Example of a building complex solution with 1 switchboard



Example of a building complex solution with 1 switchboard





FOLLOW US ALSO ON

@ www.legrand.com

 www.youtube.com/user/legrand

 www.facebook.com/Legrand

 twitter.com/legrand_news

 pinterest.com/legrandgroup



World Headquarters
and International Department
87045 Limoges Cedex - France
☎ : + 33 (0) 5 55 06 87 87
Fax: + 33 (0) 5 55 06 74 55