legrand®

LCS 3

3 DIMENSIONS OF EXCELLENCE

PERFORMANCE SCALABILITY EFFICIENCY



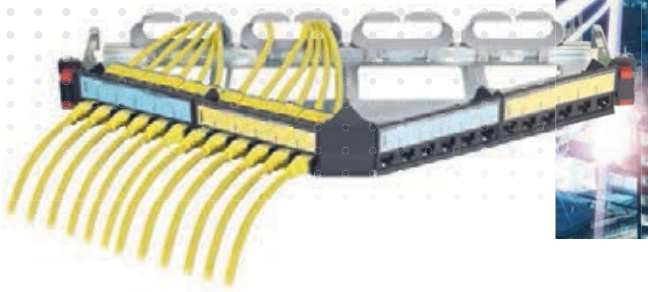

DATA CENTER
LOCAL AREA NETWORK

THE GLOBAL SPECIALIST
IN ELECTRICAL AND DIGITAL BUILDING INFRASTRUCTURES

CATALOGUE
PAGES
INSIDE

LCS 3

3 DIMENSIONS OF EXCELLENCE

PERFORMANCE SCALABILITY EFFICIENCY



3 DIMENSIONS OF EXCELLENCE

● PERFORMANCE ● SCALABILITY ● EFFICIENCY

CONTENTS

4 Legrand - A global player
6 Legrand Group - A leading company for all your IT networks
8 Our digital infrastructure expertise
10 High Performance
16 Scalability & Maintenance
26 Efficiency
28 Easy installation
30 PDUs - Solutions for any configuration
32 Cord Locking System - Innovation at the heart of PDUs
34 ZERO-U PDUs - Innovation & performance
36 1U PDUs - Innovation & Convenience
38 Protection accessories
40 LCS³ Product catalogue

LCS 3
3 DIMENSIONS OF EXCELLENCE
PERFORMANCE SCALABILITY EFFICIENCY

Legrand
A global player

Legrand is the global specialist in electrical and digital building infrastructures. The Group offers a comprehensive range of solutions and services tailored to residential, commercial and industrial applications. The scope of its offering and its leading positions make Legrand a worldwide benchmark.

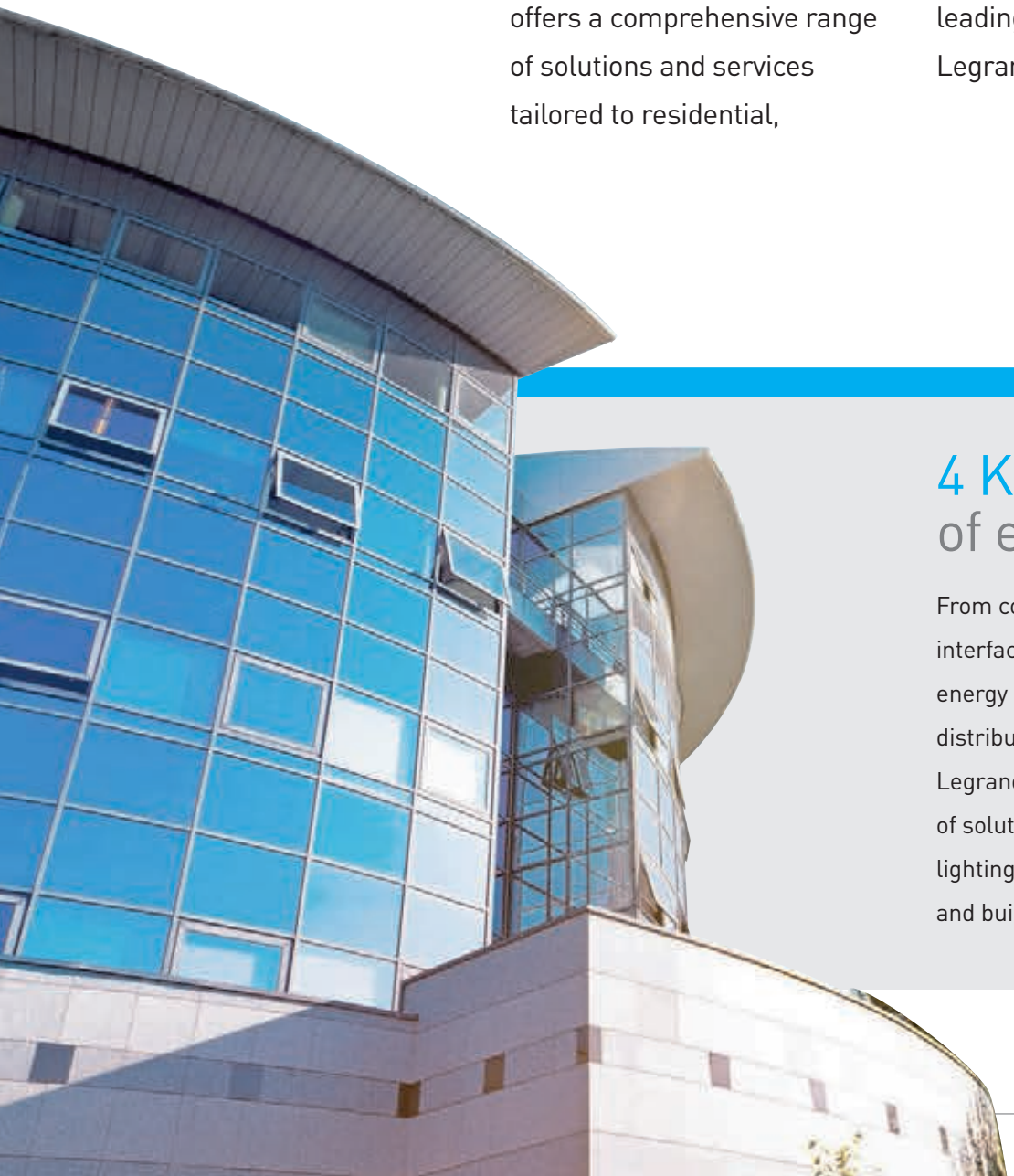

4 KEY AREAS of expertise

From control and connection interfaces to cable management, energy distribution and data distribution systems, Legrand provides a host of solutions designed to manage lighting, energy, networks and building access.

AN ACTIVE INTERNATIONAL PRESENCE

ESTABLISHED IN OVER 90 COUNTRIES

SALES IN CLOSE TO 180 COUNTRIES

TURNOVER €5 BILLION

OVER 36,000 EMPLOYEES

INNOVATION

4.9% OF SALES INVESTED IN R&D

A WIDE CHOICE OF SOLUTIONS

OVER 230,000 CATALOGUE ITEMS

80 PRODUCT FAMILIES



DIGITAL INFRASTRUCTURE

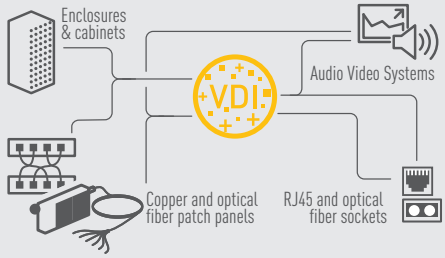

CONTROL AND COMMAND

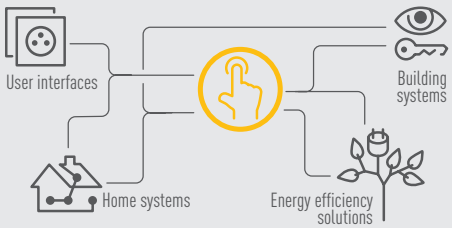

CABLE MANAGEMENT

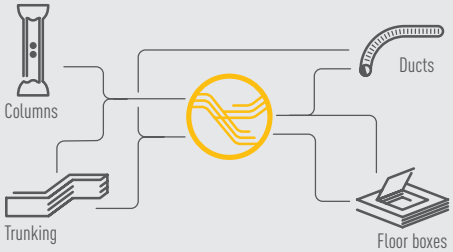

ENERGY DISTRIBUTION

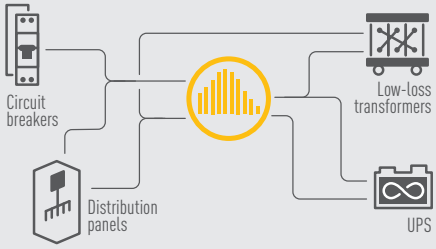

LCS 3
3 DIMENSIONS OF EXCELLENCE
PERFORMANCE SCALABILITY EFFICIENCY

Legrand Group
A leading company for all your IT networks

Legrand cabling systems currently provide high-quality connectivity to more than 200 million devices.
The Legrand Group is a world leader in communication networks for data transmission. Its investment in the development and design of structured cabling systems and solutions has enabled it to expand its offer and achieve the highest level of perfomance. These solutions are ideal for today's multimedia networks, technologies and applications.

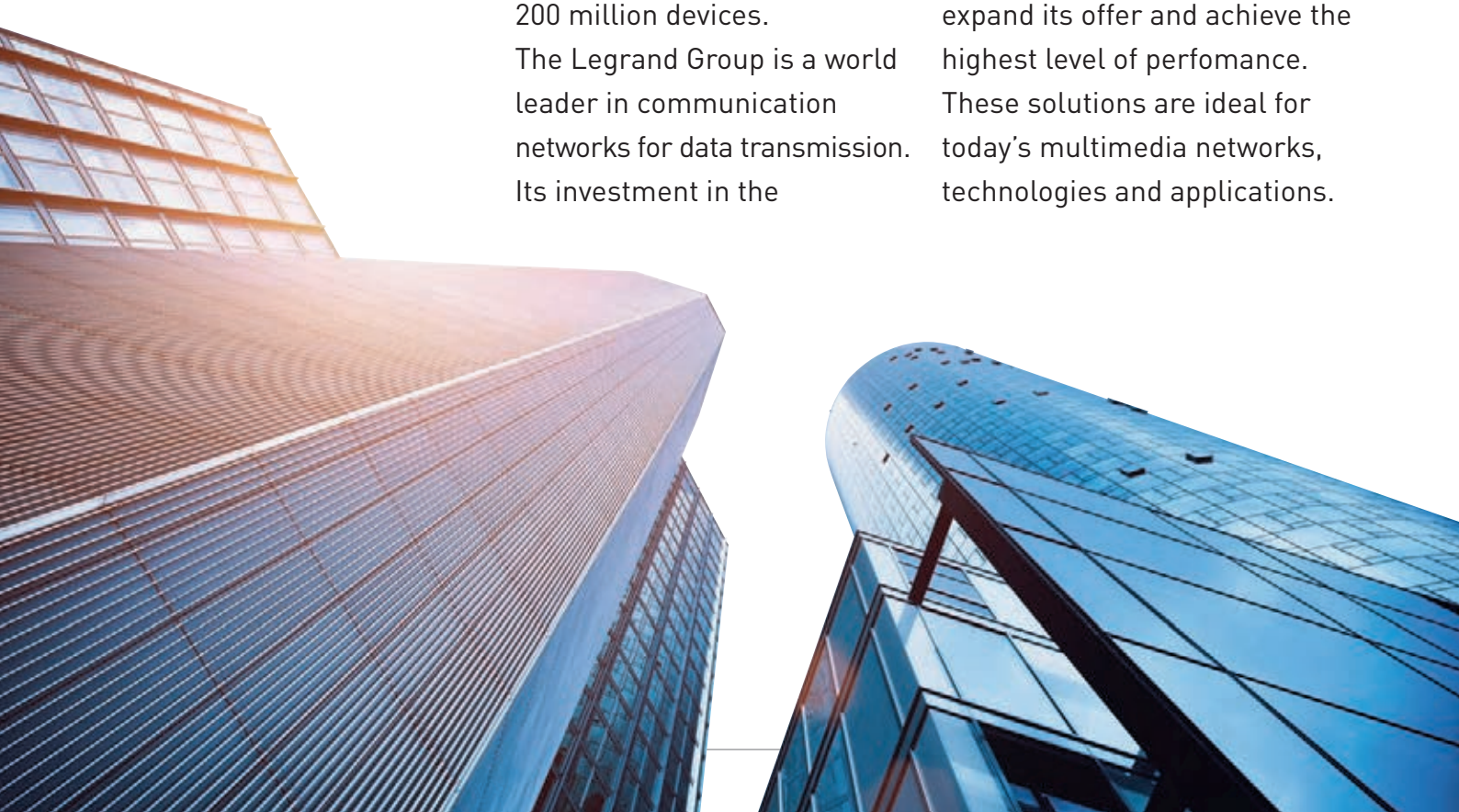

GLOBAL PLAYERS
DATACOM IT

LEGRAND

Products and systems
for digital building
infrastructures.

A PORTFOLIO OF SPECIALIST BRANDS

• C2G • Electrorack • Estap • Middle Atlantic
• Minkels • Quicktron • Raritan • SJ Manufacturing • Valrack

LCS 3
3 DIMENSIONS OF EXCELLENCE
PERFORMANCE SCALABILITY EFFICIENCY

Our digital infrastructure expertise

Legrand's complete global solutions for data communication perfectly address the key challenges for digital networks: performance, scalability and efficiency.

1 LOCAL AREA NETWORKS



SOLUTIONS FOR STRUCTURED CABLING

- **Housing solutions**
  (19" freestanding and wall-mounting cabinets, open racks, PDUs, micro data centers, etc.)
- **Copper solutions**
  (New Plug, controlled-access panel, controlled-access RJ45, etc.)
- **Fibre solutions**
  (Connectors, equipped & modular panels, bend-insensitive cables, etc.)

2 DATA CENTER & SERVER ROOM



SOLUTIONS FOR STRUCTURED CABLING IN SERVER ROOMS

- **Housing solutions**
  (Server cabinets, aisle containment, cooling units and cold corridor, open racks, PDUs, etc.)
- **Copper solutions**
  (Preterminated, etc.)
- **Fibre solutions**
  (Preterminated, intelligent patching, high-density fibre optic solutions, etc.)

3 AUDIO VIDEO SYSTEM

A WIDE RANGE OF TECHNOLOGIES TO SUIT THE LOCATION AND THE USER EQUIPMENT

- **Racks and enclosures**
- **Preterminated audio/video sockets**
  (HDMI, display port, HD15, USB, RCA, JACK, etc.)
- **Cords and adaptors**

HIGH Performance

Legrand's LCS^3 system offers you

1. 25 Gbps and 40 Gbps Ethernet applications
   COPPER SYSTEM
2. 40 Gbps and 100 Gbps Ethernet applications
   FIBRE OPTIC SYSTEM
3. MTP/MPO high density and up to Cat. 8 solutions
   FIBRE OPTIC & COPPER SYSTEMS

FIBRE OPTIC SYSTEM

MTP/MPO solution transmission up to 100 Gbps



High density connection with 12 or 24 fibres compliant with IEEE 802.3ba.

New MPO/MTP fibre optic drawers. Up to 96 LC on 1U. Easy access in order to move, add & change fibres.

Up to 144 LC on 1U. Available in 1U, 2U and 4U.

COPPER SYSTEM

Cat. 8 transmission up to 40 Gbps



Cat. 8 toolless connector: up to 2500 connection/disconnection cycles

Cable & connector compliant with ISO/IEC 11801 standards - third edition.

High Performance

LCS 3

COPPER SYSTEM

Optimum performance with Cat. 8





THE NEW toolless Cat. 8 STP CONNECTORS with transmission speed (bit rate) from 25 Gbps to 40 Gbps, are integral to the performance of the new LCS^3 system.

- In accordance with ISO/IEC 11801 standard - third edition
- Tested up to 2500 connection/disconnection cycles
- A perfect connection in just a few seconds

To maximise performance, combine the Legrand Cat. 8 connector together with the Legrand Cat. 8 cable supporting up to 40 Gbps over a single cable.
The Cat. 8 cable is terminated with an improved dedicated RJ45 connector which can support future performance.
The performance is 4 times better than that of a Cat. 6A cable with up to 2000 MHz bandwidth.

- Double screening to avoid interference and loss of data
- Dedicated to higher capacity in data centers and equipment rooms
- Compliant with ISO/IEC 11801 standard - third edition

Legrand cable solutions

		COMPONENT SIZES				LINK SIZES (CHANNEL)			
	Supported network protocol	Cat. 8 STP	Cat. 6A STP	Cat. 6 UTP	Cat. 6 FTP	Class I	Class E_A		Class E
		2000 MHz	500 MHz	250 MHz	250 MHz	2000 MHz	500 MHz	250 MHz	250 MHz
		40 Giga	10 Giga	1 Giga	1 Giga	40 Giga	10 Giga	1 Giga	1 Giga
Attenuation (dB) Signal loss	LCS³ ISO 11801 Edition 3	1.5	0.13 0.45 max	0.06 0.32 max	0.09 0.32 max	32.7	35.4 42.1 max	24.1 29.9 max	25.7 30.7 max
Return loss (dB) Resistance to echo	LCS³ ISO 11801 Edition 3	12	17.05 14 min	26.59 20 min	29.8 16 min	8	16.4 8 min	22.1 10 min	38.8 10 min
Next (dB) Resistance to disturbance between pairs[1]	LCS³ ISO 11801 Edition 3	12.9	37.46 37 min	56.93 46 min	51.3 46 min	9.8	38.1 29.2 min	54 35.3 min	53.9 35.3 min

	LCS³ 8	LCS² 6_A	LCS2 6	LCS² 5_e
FREQUENCY	2000 MHz	500 MHz	250 MHz	100 MHz
DELIVERY	40 Gbps	10 Gbps	1 Gbps	1 Gbps
WIRING	Copper	Copper	Copper	Copper
CONNECTORS	RJ45	RJ45	RJ45	RJ45
MAX. CABLE LENGTH	30 m	100 m	100 m	100 m

High Performance

LCS 3

COPPER SYSTEM

All the LCS³ connectors are PoE+ certified and ready for PoE++



Using PoE technology, devices such as Wi-Fi access points, cameras, etc. can be supplied with power by the Ethernet data cable. The cable combines data and power to supply all the PoE peripherals. Depending on the power available, there are three levels of PoE:

- **PoE compliant with IEEE 802.3af -2003**
- **PoE+ compliant with IEEE 802.3at -2007**
- **PoE++ compliant with IEEE 802.3bt -2018**

Due to the high power in PoE++ the choice of a high-quality connector is essential. While disconnected, Legrand 's high-quality connectors prevent damage to the contacts due to the arc generated.

PoE++ 802.3bt

Trade name	IEEE standards	Voltage	Current drawn
PoE	802.3af-2003	44-57 V	350 mA
PoE+	802.3at-2009	50-57 V	600 mA
PoE++	pr 802.3bt(*)	50-57 V	600 mA

Trade name	Power injector	Available power	Number of pairs for power supply	Minimum cable category
PoE	15.4 W	12.95 W	2	Cat. 3
PoE+	30 W	25.5 W	2	Cat. 5e
PoE++	100 W	70 W (min)	4	Cat. 5e

LCS 3

3 DIMENSIONS OF EXCELLENCE

PERFORMANCE SCALABILITY EFFICIENCY

1. SLIDING CASSETTE: EASIER MAINTENANCE
2. INNOVATIVE MODULAR CASSETTE SYSTEM
3. FAST PUSH-BUTTON EXTRACTION

Scalability & Maintenance

COPPER SYSTEM RJ 45 Connectors

The **NEW TOOLLESS CONNECTORS** with toolless fast connection are available in all categories for installation both on patch panels and in the workstation. A perfect connection can be obtained in a few seconds, guaranteeing optimum performance of the link from the patch panel to the workstation. They are colour-coded so their category can be safely identified:

- Cat. 5e: grey
- Cat. 6: blue
- Cat. 6 A: yellow
- Cat. 8: aqua

PATENTED DESIGN



New systems to facilitate wiring and installation and increase the data transfer speed with both the copper solution and the fibre optic solution.

New Toolless connector connection phases

1



Take the wire housing

2



Pass the cable through the back of the wire housing

3



Separate and insert the pairs

4

Cut the pairs

5

Install the wire housing without pushing

6

Push down the lever and lock the connector

LCS 3

Patch Panels

The new patch panels have been designed and produced to optimise space, with up to 48 ports per unit and make maintenance and future upgrades easier.
They are available in both flat and angled versions.
They have a quick system for pulling out the unit and an innovative cable guiding system for tidy and easy cable management.



Block of 12 connectors for patch panel

- Sliding cassettes: easier maintenance
- Fast push-button extraction
- Innovative modular cassette system
- Easy maintenance: Remove connectors without disconnecting the cords
- **Easy to mix with Legrand fibre optic solutions**



Flat patch panel solution, 48 unit ports

New QUICK-FIX system



PATENTED DESIGN



Innovative new quick-fixing solution:
- Push and connect system
- Automatic earth connection
- In-rack cabling optimised
- New accessory for patch cords with rotating system for angle adjustment and label holder

Compatible with all panels (Flat, angled, HD)

Angled patch panel solution from 24 to 48 ports per unit

Patch panels with an angled design which allows the cable to run into each side of the rack, creating a correct cable radius of curvature. This avoids the need to manage the cables horizontally, and allows the patch cords to be carried directly in the vertical cavities.

Tidy cable management

Quick-fix system



Simple and efficient
Identification of the ports

Also available
in the 24-port version

Fibre optic panels

Completely renovated and redesigned fibre optic panels & drawers in high and very high density versions from 96 connectors per unit to 144 connectors per unit. Panels with sliding drawers and fast push-button system to facilitate upgrade and maintenance operations.



MODULAR PANELS

- Possible to change modular blocks, blank panel, MTP adaptor
- Splice trays to be added if necessary - up to 4 containing 96 LC fibres

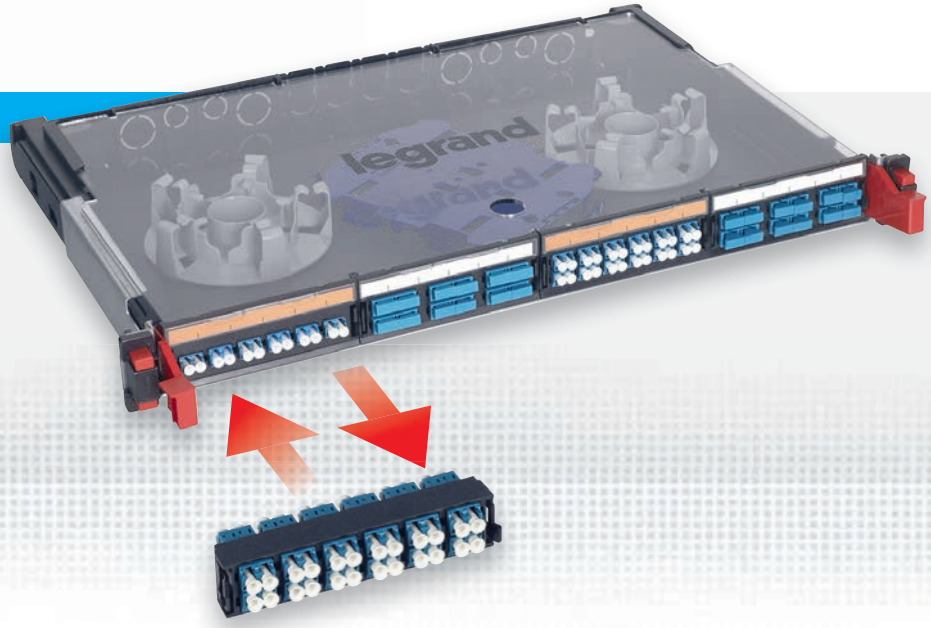

HD MODULAR PANELS

- Innovative new quick-fixing solution
- Possible to add splicing cassette with perfectly adapted coiling space
- Mixture of fibre/copper on modular panel in drawer



Fibre optic panels



MODULAR PANELS

- Innovative new quick-fixing solution
- Modular blocks to adapt to modular panel or drawer: LC, SC, ST, LC APC, SC APC
- Possible to add modular blocks, blank panel, MTP adaptor

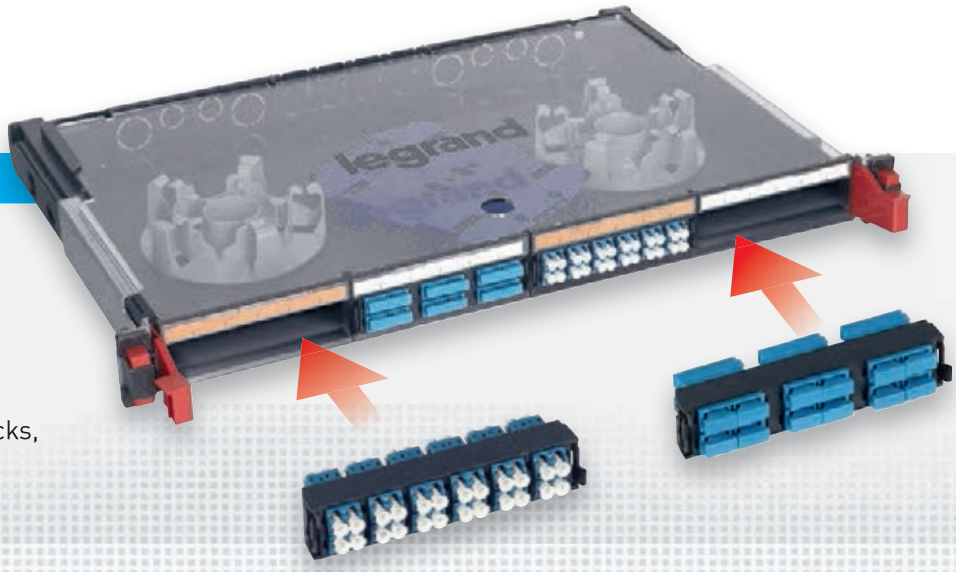

HD MODULAR PANELS

- Cassettes slide in from front & rear
- Fast push-button on cassette
- Splicing cassette which takes all modular blocks
- Mixture of fibre/copper on cassette panel
- Trunk & cord management system

EFFICIENCY

High density

1. 48 ports per Unit for high density
COPPER SYSTEM

2. 96 LC per Unit for high density
FIBRE OPTIC SYSTEM

3. 144 LC per Unit for ultra-high density
FIBRE OPTIC SYSTEM

COPPER SYSTEM

Patch panel HD solution up to 48 ports per unit

High-density patch panel. It has changed from 24 to 48 ports, guaranteeing a reduction in space occupied and making future upgrades easier. Designed to house 4 blocks of 12 connectors each.



FIBRE OPTIC SYSTEM

Very High density up to 144 LC/1U

Since different network architectures such as top-of-rack, end-of-row and middle-of-row require different cabling densities, passive equipment needs to adapt perfectly to the active network. The LCS³ HD cassette panel provides a mixed-media structured cabling system to support any configuration. Legrand LCS³ offers an innovative UHD patch panel designed to house up to 144 connections in 1 U distributed between 6 individual modules of 24 fibres each.

Each module accepts incoming fibres both from MTP® trunk cables and via predetermined components. Predetermined cables are available both as breakout cables and as distribution cables.

ULTRA HIGH DENSITY UHD

- Up to 144 LC/1U
- 1U, 2U, 4U
- Microcable preterms

HIGH DENSITY HD

- Up to 96 LC/1U
- Mixture of fibre & copper
- Microcable preterms

Preterminated: The fibre optic cable termination is the addition of connectors to each optical fibre in a cable. The connectors are assembled in our factories

LCS 3
3 DIMENSIONS OF EXCELLENCE
PERFORMANCE SCALABILITY EFFICIENCY

Easy installation

Legrand has launched an innovative connection system to make simple, affordable fibre connections.

PATENTED DESIGN

1 PREPARE THE FIBRE



SMART SPLICER

- Easy to handle: one of the smallest tools in the market
- Easy to use: simple program with easy intuitive feedback
- Low cost: quick return on investment
- Best-in-class connection with 25-year warranty
- Legrand-coded pigtail connectors
- Pigtails: OM2, OM3, OM4, OS2, LC, SC, LC APC, SC APC

2 CLEAVE THE FIBRE



3 SPLICE THE FIBRE

4 PROTECT THE FIBRE (heat)



INSERTION LOSS LED

- GREEN: < 0.1 dB
- ORANGE: 0.1 dB < x < 0.2 dB
- RED: > 0.2 dB

PDUs

Solutions for any configuration

A wide universal range

This new PDU offer combines Legrand's quality and innovation with a wide range of applications. A standalone solution, this range integrates seamlessly into any installation and ensures compliance with applicable standards.

GENERAL CHARACTERISTICS

- Anodised aluminium body:
  Lightweight rigid high-end material
- Modular design:
  Expandable outlet and function modules

SAFETY

- High electrical safety rating
- High-quality connection
- Outlets equipped with safety shutter
- **Cord Locking System**

CORD LOCKING SYSTEM

POWER SUPPLY

- 16 A to 32 A single-phase or three-phase
- PDUs integrate local and international outlet types

STANDARDS

IEC 60950 - Information technology equipment – Safety
IEC 60297-3 - Dimensions of mechanical structures of the 482.6 mm (19 in) series
IEC 60320-2-2 - Interconnection couplers (C13 and C19) for household and similar equipment
IEC 60884-1 - Plugs and socket outlets for household and similar purposes (France, Belgium and Germany)
BS 1363-2 - British standard plugs and socket outlets
IEC 60309 - Plugs, socket outlets and couplers for industrial purposes

Certification: CE, TSE, CCC

Environmentally-friendly products
Eco-friendly design

RoHS

ZERO-U PDUs

FOR DATA CENTERS/SERVER ROOMS
Used in server cabinets where:
- there is a high density of active equipment
- electrical distribution quality is crucial

12 CATALOGUE NUMBERS

FOR VERTICAL INSTALLATION

ZERO-U

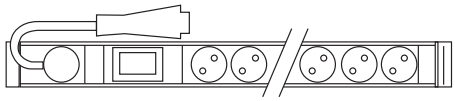



19" **1-U PDUs**

FOR DATA CENTERS/SERVER ROOMS AND COMPUTER ROOMS

Used in server and cabling cabinets where:

- there is a low density of active equipment to be powered
- ease of installation is an advantage

26 CATALOGUE NUMBERS

FOR VERTICAL OR HORIZONTAL INSTALLATION

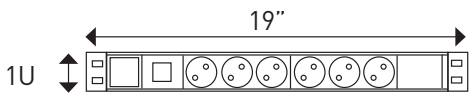

10" **1-U PDUs**

FOR SMALL IT ENVIRONMENTS

Mainly used in small-scale commercial applications where there is a limited number of IT points and a 10" cabinet is sufficient:

- Small businesses, freelance professions, administrative services, etc.

3 CATALOGUE NUMBERS

HORIZONTAL PDU

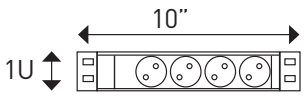

Cord Locking System

Innovation at the heart of PDUs

For C13 & C19 sockets

A major addition to the range and exclusive to Legrand, C13 and C19 outlets have a power supply cord locking system which prevents accidental disconnection and guarantees absolute safety.



AN INNOVATIVE TECHNICAL SOLUTION

CORD LOCKING SYSTEM

Very easy to identify thanks to the orange buttons next to each outlet



CORD LOCKING SYSTEM

1 CONNECTION



CORD CONNECTION
The cord is connected to the outlet naturally in one smooth action

2 AUTO LOCKING



CORD HELD IN PLACE
Once the power supply cord is connected, it locks automatically and cannot be removed

3 UNLOCKING



EASY REMOVAL
Simply pressing the unlock button releases the cord from the outlet

UNIVERSAL SYSTEM

Takes all cords for standard C13 and C19 outlets

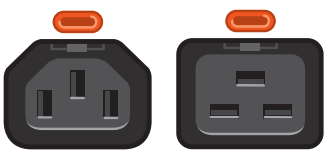

EXCLUSIVE TO LEGRAND

ZERO-U PDUs

Innovation & performance

Exclusive innovations

Every detail matters! Legrand's unique and novel innovations, which include safety features, simplified setup and integration, and consumption indicators, help ensure optimum performance for the Zero-U range of PDUs.

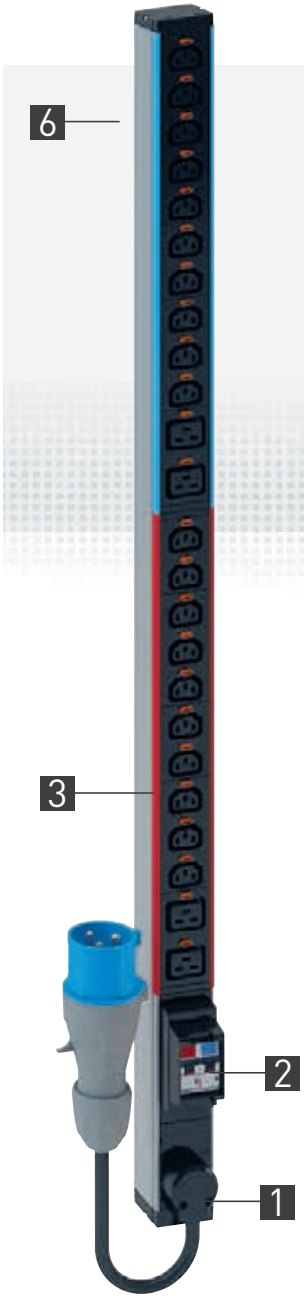

1 CABLE ENTRY

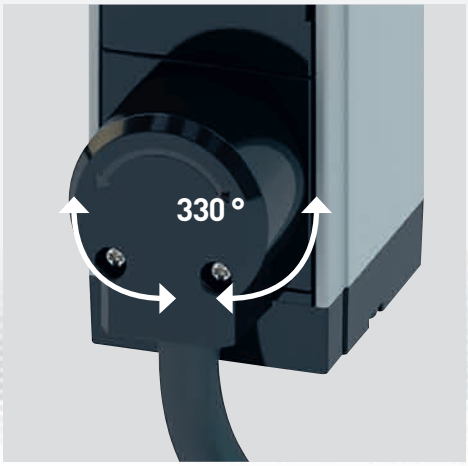

CABLE ORIENTATION
330° rotating cable entry for perfect cable orientation without needing to access the cabinet.



VERTICAL INSTALLATION

CORD LOCKING SYSTEM

2 MCB HOLDER



ENHANCED PROTECTION

Circuits protected by MCB.
Holder with projecting edges to avoid unintended operation (a cover can be added on request).

3 IDENTIFICATION



COLOUR-CODED CIRCUITS

Each circuit is colour-coded, with the colour clearly visible on the front panel and along the edges of a module.
The colour corresponds to the specific MCB protecting the circuit.

4 AMMETER

CONSUMPTION INDICATOR

Consumption is measured to ensure better installation management:

- Balancing circuits
- Display of available capacity
- Power features and overload prevention

5 POWER SUPPLY

There are multiple solutions depending on power supply requirements

16/32 A single-phase

16/32 A three-phase

EXCLUSIVE TO LEGRAND

6 SCREWLESS MOUNTING

Zero-U PDUs simply clip vertically into slots on the mounting frame without the need for any screws.

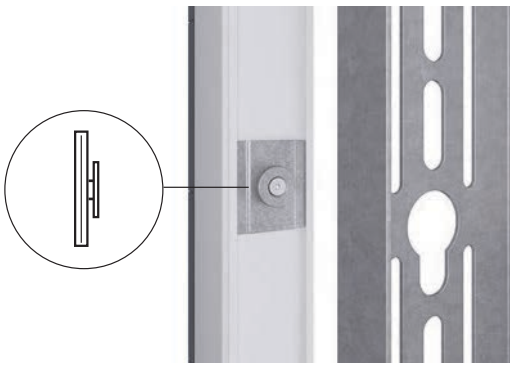

1U PDUs

Innovation & Convenience

Simple setup and integration

The 19" PDUs designed for installation in server and cabling cabinets also incorporate the latest innovations for facilitating integration and maintenance, with clever mounting and operating features.



10" 1U PDUs

Specially designed for local area networks, these PDUs feature the same innovations as the 19" range.

HORIZONTAL INSTALLATION

HORIZONTAL
OR VERTICAL
INSTALLATION

CORD LOCKING SYSTEM

1 QUICK FIXING

TOOLLESS INSTALLATION
Quick, toolless fixing
on the 19" uprights.
No screws or nuts required.

2 CABLE GUIDE

OPTIMISED SPACE
Cables are held firmly
in place by a cable guide.

3 AMMETER



CHANGE OF POSITION
The ammeter can be rotated 90°
to ensure easy reading regardless
of mounting position (horizontal
or vertical).

4 MOUNTING SUPPORTS

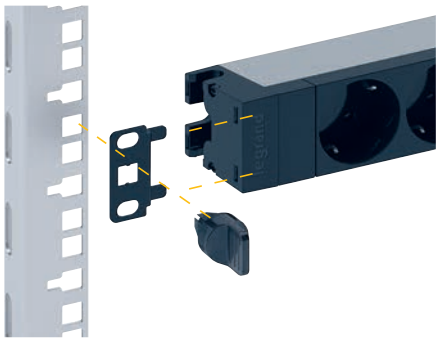

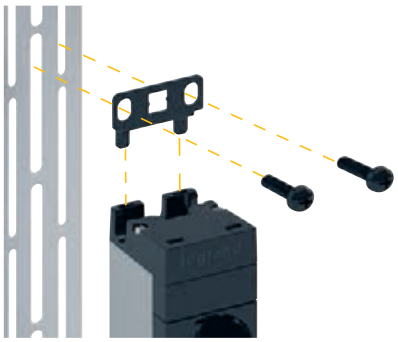

HORIZONTAL OR VERTICAL
Designed for horizontal toolless
mounting, 1U PDUs can also be
mounted vertically simply by rotating
the mounting brackets.
Vertical mounting requires a bolt
and nut to fix the PDU firmly to the
upright.

EXCLUSIVE TO LEGRAND

Protection accessories

Enhanced safety and control

Compatible with all the PDUs in the range, the complementary accessories allow you to control the power supply at the outlets and protect against overvoltages.



1 OUTLET LOCKING CAP



CONTROLLING ACCESS TO THE POWER SUPPLY

Locking caps are used to lock access to a socket. A special key is required to unlock it.

Locking caps available for the following standard socket outlets:
C13, C19, German, French-Belgian, British

2 SURGE PROTECTION DEVICE

EXCLUSIVE TO LEGRAND

UNINTERRUPTIBLE PROTECTION

The surge protection module protects equipment against overvoltages and incorporates hot swap technology. It can be used to replace a used module without interrupting the power supply to the other equipment connected to the PDU.

This is an essential accessory for business servers which need continuous protection. The module is equipped with a warning LED which indicates when it needs replacing.



LCS³ STRUCTURED CABLING

LCS³ copper

P. 42
Connectivity and housing selection tables

NEW
P. 59
Cat. 6 LCS³ patch panels

P. 68
Splitter sockets, adapters and accessories

LCS³ fibre optic

NEW
P. 70
19" fibre optic drawers, LCS³ fibre optic blocks

P. 74
LCS³ preterminated fibre optic and cable solutions

LCS³ Enclosures

NEW
P. 77
Server cabinet & accessories

NEW
P. 83
Cabling cabinets & accessories

LCS³ Energy distribution

NEW
P. 88
PDUs

NEW 2017



LCS³ copper system
patch panels, individual connectors, cat. 8, 6_A, 6 and 5e

LCS³ fibre optic system
fibre optic drawers, pigtails, fibre optic case

NEW
P. 52
Cat. 8
LCS³
patch panels

NEW
P.54
Cat. 8
LCS³
cables and
cords

NEW
P. 54
Cat. 6_A
LCS³
patch panels

P. 57
Cat. 6_A
RJ 45 LCS³
cables, cords
and sockets

P. 61
Cat. 6
RJ 45 LCS³
cables, cords
and sockets

NEW
P. 64
Cat. 5e
LCS³
patch panels

P. 66
Cat. 5e
RJ 45 LCS³
cables, cords
and sockets



NEW
P. 71
Modular panels,
cassettes for LCS³
fibre optic drawers

NEW
P. 72
LCS³ pigtails,
case and
quick-connect
connectors

NEW
P. 73
LCS³ High Density
and Very High
Density drawers
and cassettes

NEW
P. 76
LCS³
patch
cords

NEW
P. 81
Aisle
containment

NEW
P. 82
MiniCube

NEW
P. 85
Cabling Openrack
& accessories

NEW
P. 85
Wall mounting
enclosures

NEW
P. 86
19" accessories

LCS³
Enclosures

LCS³
Energy distribution

Connectivity and housing selection tables

configure your system (continued)

LCS³ AND LCS² PANELS AND CONNECTOR BLOCKS			LCS³ with new generation Quick-Fix			LCS² with Quick-Fix	
			Cat. 8	Cat. 6_A	Cat. 6	Cat. 6_A	Cat. 6
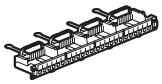	1 U patch panel equipped with 24 connectors	STP	0 337 82(2)	0 337 72(2)	0 337 62(2)	0 335 73(1)	0 335 63(1)
		FTP	-	-	0 337 61(2)	-	0 335 62(1)
		UTP	-	0 337 70(2)	0 337 60(2)	-	-
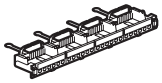	1 U patch panel to be equipped	With cassettes	0 337 90(2)	0 337 90(2)	0 337 90(2)	-	-
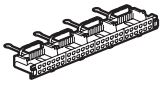		Without cassettes	0 337 91(2)	0 337 91(2)	0 337 91(2)	-	-
			-	-	-	0 335 90(1)	0 335 90(1)
	1 U High density patch panel to be equipped with 48 connectors		-	0 337 93(2)	0 337 93(2)	-	-
	1 U Angled patch panel to be equipped with 24 connectors		0 337 92(2)	0 337 92(2)	0 337 92(2)	-	-
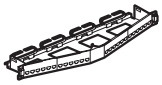	1 U High density angled patch panel to be equipped with 48 connectors		-	0 337 94(2)	0 337 94(2)	-	-
	RJ 45 connectors for flat and angled panel (pack of 6)	STP	0 337 85	0 337 75	0 337 65	-	-
		FTP	-	-	0 337 64	-	-
		UTP	-	0 337 73	0 337 63	-	-
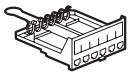	Block of 6 RJ 45 connectors for LCS² (for 0 335 90)	STP	-	-	-	0 335 76	0 335 66
		FTP	-	-	-	-	0 335 65
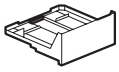	Cord guides		0 337 59	0 337 59	0 337 59	-	-
	Cassettes for flat panels to be equipped with 6 connectors		0 337 55	0 337 55	0 337 55	-	-
	High density cassettes for flat panels to be equipped with 12 connectors		-	0 337 95	0 337 95	-	-
	Blanking cassettes / blanking blocks		0 337 57	0 337 57	0 337 57	0 335 91	0 335 91
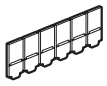	Angled panel cover		0 337 58	0 337 58	0 337 58	-	-
	Port blanking modules		0 337 56	0 337 56	0 337 56	-	-

COMPLEMENTARY LCS² PANELS AND BLOCKS			
			LCS²
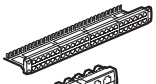	1 U telephone panels equipped with 4 x 12 port blocks	3-6/4-5 contacts (digital)	0 335 31
		4-5/7-8 contacts (analogue)	0 335 30
	Telephone blocks equipped with 12 ports	3-6/4-5 contacts (digital)	0 335 33
		4-5/7-8 contacts (analogue)	0 335 32
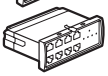	Splitter blocks	Ethernet/Ethernet FTP	0 335 39
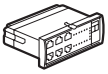		Telephone/Ethernet FTP	0 335 37
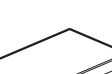		Telephone/telephone	0 335 35
	Video broadcasting block	6 "F" connectors	0 335 34
	Switch blocks	7 RJ 45 ports	0 335 02
		6 RJ 45 ports + 1 LC type fibre optic port	0 335 05
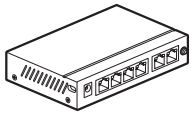	10/100 Mbits PoE switch	4 x RJ45 output (PoE) + 1 x RJ45 input	0 335 03
	1 Gigabit PoE switch	4 x RJ45 output (PoE) + 1 x RJ45 input	0 335 08
	Power over Ethernet (PoE) injector	4 inputs / 4 outputs	0 335 01
	Controlled access blocks - black / blue / red / orange / green		0 334 71/72/73/74/75

1: Equipped with Quick-Fix
2: Equipped with new generation Quick-Fix

Connectivity and housing selection tables

configure your system (continued)

LCS³ FIBRE OPTIC DRAWERS

			Single-mode (9/125 µm)	Multimode (62.5 and 50/125 µm)
	19" sliding equipped fibre optic drawers	12 SC duplex (24 fibres)	0 321 64	0 321 61
		24 LC duplex (48 fibres)	0 321 65	0 321 62
		24 ST connectors	-	0 321 63
		12 SC APC duplex (24 fibres)	0 321 66	-
		24 LC APC duplex (48 fibres)	0 321 67	-
	19" rotating equipped fibre optic drawers	18 SC duplex (36 fibres)	0 321 74	0 321 72
		36 LC duplex (72 fibres)	0 321 73	0 321 71
	19" modular sliding equipped fibre optic drawers	12 SC duplex (24 fibres)	0 321 06	0 321 02
		24 LC duplex (48 fibres)	-	0 321 04
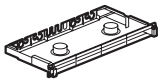	19" modular sliding fibre optic drawers to be equipped with fibre optic blocks	Empty drawer	0 321 00	

LCS³ FIBRE OPTIC DRAWER BLOCKS

			Single-mode (9/125 µm)	Multimode (62.5 and 50/125 µm)
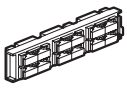	Fibre optic blocks	3 SC duplex block (6 fibres)	0 321 10	0 321 20
		6 SC duplex high density block (12 fibres)	0 321 11	0 321 21
		3 SC APC duplex block (6 fibres)	0 321 12	-
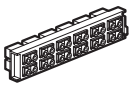		3 LC duplex block (6 fibres)	0 321 13	0 321 23
		6 LC duplex block (12 fibres)	0 321 14	0 321 24
		12 LC high density duplex block (24 fibres)	0 321 15	0 321 25
		6 LC APC duplex block (12 fibres)	0 321 16	-
		6 ST block	0 321 17	0 321 27
		4 MTP(1) feedthrough adapter	0 321 33	0 321 34
	Copper block for fibre optic drawer		0 321 32	

1: MTP is a registered trademark of US Conec Ltd

Connectivity and housing selection tables

configure your system (continued)

LCS³ FIBRE OPTIC DRAWERS			
	Spark gap accessory for pre-connection		0 321 28
	Drawer blanking module		0 321 29
	24 fibre optic pigtail cassette		0 321 30
	Coiling kit		0 321 31
LCS³ MODULAR PANEL AND CASSETTES			
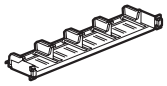	**19" modular panel to be equipped with cassettes**		0 321 40
	Fibre optic splice cassette to be equipped with any module 03211x / 03212x		0 321 41
	Copper cassette to be equipped with up to 6 RJ45 connectors		0 337 55
	High density copper cassette to be equipped with up to 12 RJ45 connectors		0 337 95
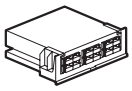	**Preterminated MTP(1) cassettes (MPO compatible) Front and back extraction**	**Multimode OM4 cassettes (50/125 µm) 24 LC OM4 Type A/C**	0 321 42
		Multimode OM4 cassettes (50/125 µm) 12 SC OM4 Type A/C	0 321 43
		Single-mode OS2 cassettes (9/125 µm) type OS2 24 LC OS2 Type A/C	0 321 44
		Multimode OS2 cassettes (9/125 µm) 12 SC OS2 Type A/C	0 321 45
	Blanking cassette		0 337 57
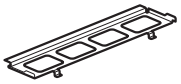	**Rear cable management accessory**		0 321 46
	Cord management kit		0 321 47
	Single-mode 4 MTP(1) adapter		0 321 33
	Multimode 4 MTP(1) adapter		0 321 34

1: MTP is a registered trademark of US Conec Ltd

Connectivity and housing selection tables

configure your system (continued)

LCS³ QUICK-CONNECT CONNECTORS				
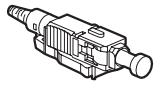	Tool case for fibre optic quick-connect connectors		0 322 70	
	OM 3 Quick-connect connectors (pack of 12)	LC PC 50/125 µm , 900/250 µm	0 322 71	
		SC PC 50/125 µm , 900/250 µm	0 322 72	
	OS2 Quick-connect connectors	LC UPC 9/125 µm , 900/250 µm	0 322 73	
		SC UPC 9/125 µm , 900/250 µm	0 322 74	
		SC APC 9/125 µm , 900/250 µm	0 322 75	
LCS³ PIGTAILS				
			1 m	2 m
	50/125 µm - OM2 (PC)	SC LSZH connectors	0 322 10	0 322 13
		LC LSZH connectors	0 322 11	0 322 14
		ST LSZH connectors	0 322 12	0 322 15
	50/125 µm - OM3 (PC)	SC LSZH connectors	0 322 20	0 322 23
		LC LSZH connectors	0 322 21	0 322 24
		ST LSZH connectors	0 322 22	-
	50/125 µm - OM4 (PC)	SC LSZH connectors	0 322 30	0 322 33
		LC LSZH connectors	0 322 31	0 322 34
		ST LSZH connectors	0 322 32	-
	9/125 µm - OS2 (APC or UPC)	SC-APC LSZH connectors	0 322 40	0 322 45
		SC-UPC LSZH connectors	0 322 41	0 322 46
		LC-APC LSZH connectors	0 322 42	0 322 48
		LC-UPC LSZH connectors	0 322 43	0 322 47
		ST-UPC LSZH connectors	0 322 44	0 322 49
	Kit of 12 LC pigtails	OS2 (UPC)	0 326 24	
		OM3 (PC)	0 326 26	
		OM4 (PC)	0 326 71	
	Pigtail sleeves		0 327 44	
	Fan-out units	6 fibre optics	0 330 48	
		12 fibre optics	0 330 49	
GLUE-ON CONNECTORS				
	SC connector		0 331 47	
	LC connector		0 331 00	
	ST connector		0 331 27	
FIBRE OPTIC CLEANING ACCESSORIES				
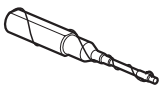	Ferrule cleaner MPO/MTP(1)		0 322 83	
	Ferrule cleaner LC (PC/APC)		0 322 81	
	Ferrule cleaner SC (PC/APC)		0 322 82	
	LC replacement cartridge		0 322 84	
	SC replacement cartridge		0 322 85	

1: MTP is a registered trademark of US Conec Ltd

Connectivity and housing selection tables

configure your system (continued)

LCS³ VERY HIGH DENSITY MODULAR FIBRE OPTIC DRAWERS, TO BE EQUIPPED			
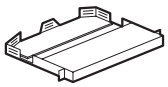	**Fibre optic drawers with front and back facing cord management**	**1U - up to 12 cassettes**	0 321 50
		2U - up to 24 cassettes	0 321 52
		4U - up to 48 cassettes	0 321 53
LCS³ HIGH DENSITY CASSETTES FOR VERY HIGH DENSITY MODULAR FIBRE OPTIC DRAWERS			
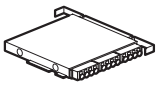	**MPO cassette - 12 LC OM4 Type A/C**		0 321 54
	MPO cassette- 12 LC OS2 Type A/C		0 321 55
LCS³ EQUIPMENT			
	MTP(1) (MPO compatible) adapter	**Multimode**	0 321 56
		Singlemode	0 321 57
	12 LC multimode adapter		0 321 58
MODULAR PANEL			
	19" modular panel to be equipped with cassettes		0 321 40
LCS³ MTP(1) HIGH DENSITY CASSETTES (MPO COMPATIBLE) FOR MODULAR PANELS			
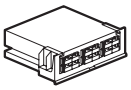	**OM4 multimode MTP(1) cassettes (50/125 µm)**	**24 LC**	0 321 42
		12 SC	0 321 43
	OS2 single-mode MTP(1) cassettes (9/125 µm)	**24 LC**	0 321 44
		12 SC	0 321 45
	Fibre optic splice cassette (add any module 03211x / 03212x)		0 321 41
	Copper cassette to be equipped with up to 6 RJ45		0 337 55
	Blanking cassette		0 337 57
	MTP(1) adapters (for installation in splice cassettes)	**Single-mode 4 MTP(1) adapter**	0 321 33
		Multimode 4 MTP(1) adapter	0 321 34

1: MTP is a registered trademark of US Conec Ltd

Connectivity and housing selection tables

configure your system (continued)

RJ 45 PATCH AND USER CORDS				LCS³		
				Cat. 8	Cat. 6_A	Cat. 6
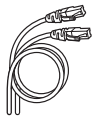	S/FTP	LZSH	0.5 m	0 337 01	-	-
			1 m	0 337 02	-	-
			2 m	0 337 03	-	-
			3 m	0 337 04	-	-
			5 m	0 337 05	-	-
			8 m	0 337 06	-	-
			10 m	0 337 07	-	-
			0.5 m	0 337 21	-	-
				0 337 08	-	-
			1 m	0 337 22	0 518 70	-
				0 337 09	0 518 66	-
			2 m	0 337 23	0 518 71	-
				0 337 10	0 518 67	-
			3 m	0 337 24	0 518 72	-
				0 337 11	0 518 68	-
			5 m	0 337 25	0 518 73	-
				0 337 12	0 518 69	-
			8 m	0 337 26	-	-
				0 337 13	-	-
			10 m	0 337 27	-	-
				0 337 17	-	-
	F/UTP		1 m	-	-	0 518 54
				-	-	0 518 50
			2 m	-	-	0 518 55
				-	-	0 518 51
			3 m	-	-	0 518 56
				-	-	0 518 52
			5 m	-	-	0 518 57
				-	-	0 518 53
	U/UTP		1 m	-	-	0 518 62
				-	-	0 518 58
			2 m	-	-	0 518 63
				-	-	0 518 59
			3 m	-	-	0 518 64
				-	-	0 518 60
			5 m	-	-	0 518 65
				-	-	0 518 61

Connectivity and housing selection tables

configure your system (continued)

RJ 45 PATCH AND USER CORDS				LCS³			
				LCS³ cat. 8 (pag.	LCS² cat. 6$_A$	LCS² cat. 6	LCS² cat. 5e
	S/FTP	PVC	0.5 m	-	0 518 16	-	-
			1 m	-	0 517 80	0 517 52	-
			2 m	-	0 517 81	0 517 53	-
			3 m	-	0 517 82	0 517 54	-
			5 m	-	0 517 83	0 517 55	-
	F/UTP		0.5 m	-	-	0 518 15	0 518 14
			1 m	-	-	0 517 62	0 516 40
			2 m	-	-	0 517 63	0 516 40
			3 m	-	-	0 517 64	0 516 40
			5 m	-	-	0 517 65	0 516 40
	U/UTP		0.5 m	-	-	0 518 18	0 518 17
			1 m	-	-	0 517 72	0 516 36
			2 m	-	-	0 517 73	0 516 37
			3 m	-	-	0 517 74	0 516 38
			5 m	-	-	0 517 75	0 516 39
COPPER CABLES (305 M OR 500 M DRUMS)							
	S/FTP	4 PAIRS	LZSH	500 m	0 337 88	0 327 77	-	-
	SF/UTP			500 m	-	-	0 327 57	-
	F/UTP			305 m	-	-	0 328 56	0 327 52
				500 m	0 337 86	0 327 78	0 327 56	-
	F/FTP			500 m	-	0 327 99	-	-
	U/UTP			305 m	-	-	0 327 54	0 327 50
	SF/UTP		PVC	500 m	-	-	0 327 59	-
	F/UTP			500 m	-	-	0 327 58	-
	U/UTP			305 m	-	-	0 327 55	0 327 51

LCS³ FIBRE OPTIC PATCH PANELS			OS1 / OS 2 (UPC) single-mode	OM 4 multimode	OM 3 multimode
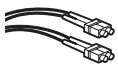	SC/SC duplex cords	1 m	0 326 00	0 326 30	0 326 09
		2 m	0 326 01	0 326 31	0 326 10
		3 m	0 326 02	0 326 32	0 326 11
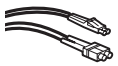	SC/LC duplex cords	1 m	0 326 03	-	0 326 12
		2 m	0 326 04	-	0 326 13
		3 m	0 326 05	-	0 326 14
	LC/LC duplex cords	0.5 m	0 326 28	0 326 33	-
		1 m	0 326 06	0 326 34	0 326 15
		2 m	0 326 07	0 326 35	0 326 16
		3 m	0 326 08	0 326 36	0 326 17
		5 m	0 326 29	0 326 37	-
	LC/LC Uniboot duplex cords reversible polarity	1 m	0 326 86	0 326 95	-
		2 m	0 326 87	0 326 96	-
		3 m	0 326 88	0 326 97	-
		5 m	0 326 89	0 326 98	-
		10 m	0 326 92	0 326 99	-

LCS³ FIBRE OPTIC CABLES (DRUMS)				OS1 / OS 2	OM 4	OM 3
	Interior/exterior	4 fibres	Loose tube	0 325 02	0 325 43	0 325 37
			Tight buffer	-	0 326 65	-
		6 fibres	Loose tube	0 325 12	-	-
			Tight buffer	-	0 326 66	0 325 10
		8 fibres	Loose tube	0 325 03	0 325 44	0 325 38
		12 fibres	Loose tube	0 325 14	0 325 45	0 325 39
			Tight buffer	0 325 50	0 326 67	0 325 11
		24 fibres	Loose tube	0 325 51	-	0 325 53
			Tight buffer	-	0 326 68	0 325 52
	Exterior, steel rodent guard, free	4 fibres	Loose tube	0 325 23	0 325 46	-
		6 fibres		0 325 13	-	-
		8 fibres		0 325 24	0 325 47	0 325 40
		12 fibres		0 325 15	0 325 48	0 325 41
		24 fibres		0 325 25	-	0 325 42

Connectivity and housing selection table

configure your system (continued)

WHITE MOSAIC RANGE RJ 45 SOCKETS				Cat. 6_A	Cat. 6	Cat.5e
	1 x RJ45 - 1 module		STP	0 765 73	0 765 63	-
			FTP	-	**0 765 62**	0 765 52
	1 x RJ45 - 2 modules		STP	0 765 76	0 765 66	-
			FTP	-	**0 765 65**	0 765 55
	2 x RJ45 , 45° tilted - 2 modules		STP	0 765 08	0 765 07	-
			FTP	-	0 765 05	-
	2 x RJ45 , 90°- 2 modules		STP	-	0 765 93	-
			FTP	-	0 765 92	-
	1 x RJ45 Anti-microbial - 1 module		STP	0 765 84	0 765 83	-
			FTP	-	0 765 82	-
	1 x RJ45 with Controlled access - 2 modules		STP	0 765 99	0 765 96	-
			FTP	-	0 765 95	0 765 98
	1 x RJ45 with Green flap - 2 modules		STP	0 765 24	-	-
			FTP	-	0 765 22	-
	1 x RJ45 with Orange flap - 2 modules		STP	0 765 25	-	-
			FTP	-	0 765 23	-
	2 x RJ 45 - 4 modules snap-on		FTP	-	0 765 46	0 765 42
	Copper feedthrough		STP	0 786 28	-	-
			FTP	-	0 786 23	0 786 21
	Splitter sockets	Ethernet/Ethernet	FTP	-	-	0 765 39
			UTP	-	-	0 765 38
		Telephone/Ethernet	FTP	-	-	0 765 37
			UTP	-	-	0 765 36
		Telephone/ Telephone	FTP	-	-	-
			UTP	-	-	0 765 35

PoE SWITCHES AND INJECTOR			
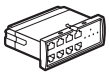	1 Gigabit PoE switch	4 RJ45 outputs (PoE) + 1 RJ45 input	0 335 08
	10/100 Mbits PoE switch	4 RJ45 outputs (PoE) + 1 RJ 45 Input	0 335 03
	PoE injector	4 inputs/4 outputs	0 335 01
		1 input/1 output	0 327 37

ZONE DISTRIBUTION BOXES			Cat. 6_A	Cat. 6
	Zone distribution boxes Equipped with 12 RJ 45 connectors	STP	0 335 49	0 335 46
		FTP	-	0 335 45
		UTP	-	0 335 44
	Block of 6 RJ 45 connectors	STP	-	0 335 66
		FTP	-	0 335 65
		UTP	-	0 335 64
			OPTICAL FIBER	
	Fibre optic accessory		0 335 20	
	Zone distribution box To be equipped with 4 blocks		0 335 40	

Connectivity and housing selection tables

configure your system (continued)

LCS³ 19" SERVER ENCLOSURES (WITHOUT SIDE PANELS)			Depth 1000 mm	Depth 1100 mm	Depth 1200 mm
	42 U	Width 600 mm	4 460 00	4 460 01	4 460 02
	42 U	Width 800 mm	4 460 03	4 460 04	4 460 05
	46 U	Width 600 mm	4 460 06	4 460 07	4 460 08
	46 U	Width 800 mm	4 460 09	4 460 10	4 460 11
LCS³ 19" SERVER ENCLOSURES (WITHOUT SIDE PANELS) - WITH AIRFLOW MANAGEMENT					
	42 U	Width 600 mm	4 460 12	4 460 13	4 460 14
	42 U	Width 800 mm	4 460 15	4 460 16	4 460 17
	46 U	Width 600 mm	4 460 18	4 460 19	4 460 20
	46 U	Width 800 mm	4 460 21	4 460 22	4 460 23
LCS³ 19" SIDE PANELS - SET OF 2 INCLUDED PLINTHS					
	42 U	-	4 460 24	4 460 25	4 460 26
	46 U	-	4 460 27	4 460 28	4 460 29
LCS³ 19" SERVER ENCLOSURES - FLAT PACK (WITH SIDE PANELS)					
	42 U	Width 600 mm	4 460 30	4 460 31	4 460 32
	42 U	Width 800 mm	4 460 33	4 460 34	4 460 35
	46 U	Width 600 mm	4 460 36	4 460 37	4 460 38
	46 U	Width 800 mm	4 460 39	4 460 40	4 460 41
LCS³ 19" CABLING CABINETS			Depth 800 mm	Depth 1000 mm	
	25 U	Width 800 mm	4 460 80	4 460 81	-
	37 U	Width 800 mm	4 460 82	4 460 83	-
	41 U	Width 800 mm	4 460 84	4 460 85	-
	46 U	Width 800 mm	4 460 86	4 460 87	-
LCS³ 19" WALL MOUNTED ENCLOSURES			Depth 525 mm	Depth 625 mm	
	6 U	Width 600 mm	4 461 80	-	-
	9 U	Width 600 mm	4 461 81	4 461 82	-
	12 U	Width 600 mm	4 461 83	4 461 84	-
	15 U	Width 600 mm	4 461 85	4 461 86	-
	21 U	Width 600 mm	-	4 461 87	-
LCS³ ZERO-U SINGLE PHASE VERTICAL PDU - POWER DISTRIBUTION UNITS			Connection on 6 mm² terminal block	3m cord on 2x16A 2P+E plug	With Ammeter
	24 outlets	German Standard	6 468 52	6 468 53	-
	24 outlets	British Standard	-	6 468 54	-
	24 outlets	French Standard	6 468 50	6 468 51	-
	24 outlets	C13 - IEC 60320	6 468 56	6 468 57	-
	20 outlets	C13 - IEC 60320	6 468 60	6 468 61	-
	20 C13 outlets	4 C19 outlets	-	-	6 468 65
LCS³ ZERO-U 3 PHASES VERTICAL PDU - POWER DISTRIBUTION UNITS					
	18 C13 outlets	6 C19 outlets	-	6 468 70	-
	20 C13 outlets	4 C19 outlets	-	-	6 468 75

Connectivity and housing selection tables

configure your system (continued)

LCS³ 1 U 19" SINGLE PHASE PDU - POWER DISTRIBUTION UNITS			Connection on 6 mm² terminal block	3 m cord on 16 A plug
	6 outlets	German Standard	-	6 468 06
	9 outlets	German Standard	-	6 468 12
	8 outlets	British Standard	-	6 468 13
	6 outlets	French Standard	-	6 468 05
	9 outlets	French Standard	-	6 468 10
	9 outlets-red	French Standard	-	6 468 11
	10 outlets	C13 - IEC 60320	6 468 14	-
	12 outlets	C13 - IEC 60320	-	6 468 15
	8 outlets	C13 (6) and C19 (2) - IEC 60320	6 468 09	-
	6 outlets	C19 - IEC 60320	6 468 07	-

LCS³ 1 U 10" SINGLE PHASE PDU - POWER DISTRIBUTION UNITS			Connection on 6 mm² terminal block	3 m cord on 16 A plug	With Ammeter	With Surge protection
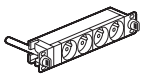	4 outlets	German Standard	-	6 468 01	-	-
	4 outlets	French Standard	-	6 468 00	-	-

LCS³ 1 U 19" SINGLE PHASE PDU - WITH POWER/LUMINOUS INDICATORS			Power Indicator	Luminous Switch
	9 outlets	German Standard	6 468 21	-
	8 outlets	German Standard	-	6 468 23
	6 outlets	British Standard	-	6 468 24
	9 outlets	French Standard	6 468 20	-
	8 outlets	French Standard	-	6 468 22

LCS³ 1 U 19" SINGLE PHASE PDU - POWER DISTRIBUTION UNITS			With MCB	With 30 mA RCBO	With Surge protection and luminous switch	With Ammeter
	6 outlets	German Standard	6 468 31	-	6 468 36	6 468 41
	6 outlets	French Standard	6 468 30	6 468 33	6 468 35	6 468 40
	6 outlets	C13 (6) - On terminal block	-	-	-	6 468 43
	7 outlets	C13 (6) and C19 (1) - On terminal block	-	-	-	6 468 45
	6 outlets	C19 (6) - On terminal block	-	-	-	6 468 44

Legrand cabling system LCS³ cat. 8

flat patch panel equipped



0 337 82

Pack	Cat.Nos	Cat. 8 patch panel equipped with 24 RJ 45 connectors
		Complete with new generation Quick-Fix for automatic mounting (no screws required) on the risers of cabinets or enclosures Universal mounting on any cabinet or enclosure The panel ensures automatic earthing of each connector Equipped with rear cable guide to hold the cables during maintenance Equipped with 4 cassettes of 6 cat. 8 RJ 45 LCS³ quick-connect connectors (no tools required), with 568 A/B marking Supplied with coloured labels Compliant with ISO/IEC 11801 edition 3.0 (2017) and EIA/TIA 568 C2-1 standards 19" patch panel - 1 U Automatic cassette removal by simple pressure Possibility of individual extraction of each connector
1	0 337 82	**Flat panel** STP equipped - 360° Metal shielding

Legrand cabling system LCS³ cat. 8

flat patch panels to be equipped



0 337 90

Pack	Cat.Nos	Flat 24-connector patch panels - 1 U to be equipped
		Complete with new generation Quick-Fix for automatic mounting (no screws required) on the risers of cabinets or enclosures Universal mounting on any cabinet or enclosure. The panels ensure automatic earthing of each connector. Equipped with rear cable guide to hold the cables during maintenance
		Flat panel with empty cassettes to be equipped with connectors Equipped with 4 automatic extraction cassette for cat. 5e to cat. 8 RJ 45 connectors
1	0 337 90	19" patch panel - 1 U
		Empty flat panel to be equipped with cassette It can accept a maximum of 4 automatic extraction cassettes: - copper - fibre optic
1	0 337 91	19" patch panel - 1 U

Legrand cabling system LCS³ cat. 8

angled patch panel to be equipped with connectors

0 337 92

0 337 85

Pack	Cat.Nos	Angled 24-connector patch panel - 1 U
1	0 337 92	Complete with new generation Quick-Fix for automatic mounting (no screws required) on the risers of cabinets or enclosures Universal mounting on any cabinet or enclosure The panel ensures automatic earthing of each connector Equipped with rear cable guide to hold the cables during maintenance **Angled panel to be equipped with connectors** It can accept up to 24 cat. 5e to cat. 8 RJ 45 connectors 19" panel - 1 U
1	0 337 85	**Cat. 8 RJ45 connectors for flat and angled panel** Quick-connect connection (no tools required), with 568 A/B marking Supplied with coloured labels Compliant with the following standards ISO/IEC 11801 edition 3.0 (2017) and EIA/TIA 568 C2-1 Set of 6 RJ 45 STP connectors For installation in the cassettes of flat or angled panels

Legrand cabling system LCS³ cat. 8

equipment and accessories

0 337 56

0 337 59

0 337 55

0 337 57

0 337 58

Pack	Cat.Nos	Common accessories for flat and angled panels
10	0 337 56	**Port blanking modules** Divisible 6 port blanking plate for sealing from 1 to 6 ports
1	0 337 59	**Cord management** 2 cord management for use with new generation Quick-Fix They provide side cord management
1	0 337 55	**Specific accessories for flat panels** **Cassette for flat panels to be equipped** Empty removable cassette to be equipped with connectors. It can accept 6 cat. 5e to cat. 8 connectors. Extraction by simple pressure of the cassette making installation and maintenance easier
1	0 337 57	**Blanking cassette** Used to blank the panel
1	0 337 58	**Specific accessories for angled panels** **Angled panel cover** For optimised management of the air flow inside the cabinet

Legrand cabling system LCS³ cat. 8

cables and cords

0 337 88

0 337 03

0 518 90

Legrand cabling system LCS³ cat. 6_A

flat equipped patch panels



0 337 72

Pack	Cat.Nos	Cat. 8 local network cables
		4 twisted pair cables, 100 Ω LSOH sheath: without halogens EIA/TIA colour code Compliant with ISO/IEC 11801 edition 3.0 (2017) and EIA/TIA 568 C2-1 standards
		F/UTP - 4 pairs Performance 2000 MHz
500[1]	0 337 86	Length 500 m supplied on drum. Weight 42 kg
		S/FTP - 4 pairs Performance 2000 MHz
500[1]	0 337 88	Length 500 m supplied on drum. Weight 45 kg

Pack	Cat.Nos	Cat. 8 RJ 45 patch cords
		RJ 45/RJ 45 flat With special "easy grip" plug Compliant with ISO/IEC 11801 edition 3.0 (2017) and EIA/TIA 568 C2-1 standards
	LSZH RAL 6027	**S/FTP shielded, impedance 100 Ω**
	0 337 01	Length 0.5 m
	0 337 02	Length 1 m
	0 337 03	Length 2 m
	0 337 04	Length 3 m
	0 337 05	Length 5 m
	0 337 06	Length 8 m
	0 337 07	Length 10 m

Pack	LSZH RAL 3020	LSZH RAL 6026	
1	0 337 21	0 337 08	Length 0.5 m
	0 337 22	0 337 09	Length 1 m
	0 337 23	0 337 10	Length 2 m
	0 337 24	0 337 11	Length 3 m
	0 337 25	0 337 12	Length 5 m
	0 337 26	0 337 13	Length 8 m
1	0 337 27	0 337 17	Length 10 m

Pack	Cat.Nos	Marking kit
1	0 518 90	Kit of 200 coloured rings for marking RJ 45 cords Rings to be clipped to the patch cords

1: in metre(s)

Pack	Cat.Nos	Cat. 6_A patch panels equipped with 24 RJ 45 connectors
		Complete with new generation Quick-Fix for automatic mounting (no screws required) on the risers of cabinets or enclosures Universal mounting on any cabinet or enclosure The panels ensure automatic earthing of each connector Equipped with rear cable guide to hold the cables during maintenance Equipped with 4 cassettes of 6 cat. 6_A RJ 45 LCS³ quick-connect connectors (no tools required), with 568 A/B marking Supplied with coloured labels Compliant with ISO/IEC 11801 edition 3.0 (2017) and EIA/TIA 568 C2-1 standards 19" panel - 1 U Automatic cassette removal by simple pressure
		Flat panels Equipped with 24 RJ 45 connectors - 1 U
1	0 337 72	STP
1	0 337 70	UTP

Legrand cabling system LCS³ cat. 6_A

flat patch panels to be equipped



0 337 90

0 337 93

Pack	Cat.Nos	Flat 24-connector patch panels - 1 U to be equipped
		Complete with new generation Quick-Fix for automatic mounting (no screws required) on the risers of cabinets or enclosures Universal mounting on any cabinet or enclosure The panels ensure automatic earthing of each connector Equipped with rear cable guide to hold the cables during maintenance
		Flat panel with empty cassettes to be equipped with connectors Equipped with 4 automatic extraction cassettes for cat. 5e to cat. 8 RJ 45 connectors
1	0 337 90	19" panel - 1 U
		Empty flat panel to be equipped with cassettes It can accept a maximum of 4 automatic extraction cassettes: - copper - fibre optic
1	0 337 91	19" panel - 1 U

Pack	Cat.Nos	Flat high density 48-connector patch panel - 1 U to be equipped
		Universal mounting on any cabinet or enclosure The panel ensures automatic earthing of each connector Equipped with rear cable guide to hold the cables during maintenance Automatic cassette removal by simple pressure Possibility of removing each connector individually
1	0 337 93	19" panel - 1 U

Legrand cabling system LCS³ cat. 6_A

angled patch panels to be equipped with connectors

0 337 92

0 337 94

0 337 75

Pack	Cat.Nos	Angled 24-connector patch panel - 1 U
		Complete with new generation Quick-Fix for automatic mounting (no screws required) on the risers of cabinets or enclosures Universal mounting on any cabinet or enclosure The panel ensures automatic earthing of each connector Equipped with rear cable guide to hold the cables during maintenance
		Angled panel to be equipped with connectors It can accept up to 24 cat. 5e to cat. 8 RJ 45 connectors
1	0 337 92	19" panel - 1 U

Pack	Cat.Nos	Angled high density 48-connector patch panel - 1 U to be equipped
		Complete with new generation Quick-Fix for automatic mounting (no screws required) on the risers of cabinets or enclosures Universal mounting on any cabinet or enclosure The panel ensures automatic earthing of each connector Equipped with rear cable guide to hold the cables during maintenance
		Angled panel to be equipped with connectors It can accept up to 48 cat. 5e to cat. 6_A RJ 45 connectors
1	0 337 94	19" panel - 1 U

Pack	Cat.Nos	High density cat. 6_A RJ 45 connectors
		Cat. 6_A RJ 45 connectors for flat and angled STP panels Quick-connect connection (no tools required), with 568 A/B marking Supplied with coloured labels Compliant with ISO/IEC 11801 edition 3.0 (2017) and EIA/TIA 568 C2-1 standards For equipment to be installed in the cassettes of flat or angled panels Set of 6 cat. 6_A RJ 45 connectors
1	0 337 75	STP
1	0 337 73	UTP

0 337 56

0 337 59

0 337 55

0 337 57

0 337 58

Pack	Cat.Nos	Common accessories for flat and angled panels
		Port blanking modules
10	0 337 56	Divisible 6 port blanking plate For sealing from 1 to 6 ports
		Cord management
1	0 337 59	For use with new generation Quick-Fix; they provide side cord management

Pack	Cat.Nos	Specific accessories for flat panels
		Cassette for flat panels to be equipped
1	0 337 55	Empty removable cassette to be equipped with connectors. It can accept 6 cat. 5e to cat. 8 connectors Extraction by simple pressure of the cassette making installation and maintenance easier Possibility of removing each connector individually
		High density cassette for flat panels to be equipped
1	0 337 95	Empty removable cassette to be equipped with connectors; it can accept 12 cat. 5e to cat. 6_A connectors Extraction by simple pressure of the cassette, making installation and maintenance easier
		Blanking cassette
1	0 337 57	Used to blank the panel

Pack	Cat.Nos	Specific accessories for angled panels
		Angled panel cover
1	0 337 58	For optimised management of the air flow inside the cabinet



0 327 77 0 517 82

Pack	Cat.Nos	Cables for local networks cat. 6A
		Cables 4 pairs or 2 x 4 twisted pairs 100 ohms LSZH sleeve: halogen-free Yellow RAL 1018 Colour code TIA/EIA Conform to standards ISO/IEC 11801 Ed. 2.0, EN 50173-1 and TIA/EIA 568C Performance 500 MHz
	LSZH	
		F/UTP - 4 pairs Performance 500 MHz
500[1]	0 327 78	Length 500 m Supplied on reel. Weight 25 kg
		F/FTP - 4 pairs Performance 500 MHz
500[1]	0 327 99	Length 500 m Supplied on reel. Weight 65 kg
		S/FTP - 4 pairs Performance 600 MHz
500[1]	0 327 77	Length 500 m Supplied on reel. Weight 30 kg

1: in metre(s)

Pack	Cat.Nos	RJ 45 patch cords and user cords cat. 6A
		RJ 45 - RJ 45 straight Conform to standards ISO/IEC 11801 Ed. 2.0, EN 50173-1 and TIA/EIA 568C
	PVC	
		U/UTP unscreened impedance 100 Ω
1	0 518 82	Length 1 m
1	0 518 83	Length 2 m
1	0 518 84	Length 3 m
1	0 518 85	Length 5 m
	LSZH	
1	0 518 78	Length 1 m
1	0 518 79	Length 2 m
1	0 518 80	Length 3 m
1	0 518 81	Length 5 m
1	0 518 74	Length 1 m
1	0 518 75	Length 2 m
1	0 518 76	Length 3 m
1	0 518 77	Length 5 m
	PVC	
		S/FTP shielded impedance 100 Ω
1	0 518 16	Length 0.5 m
5	0 517 80	Length 1 m
5	0 517 81	Length 2 m
5	0 517 82	Length 3 m
5	0 517 83	Length 5 m
	LSZH	
1	0 518 70	Length 1 m
1	0 518 71	Length 2 m
1	0 518 72	Length 3 m
1	0 518 73	Length 5 m
1	0 518 66	Length 1 m
1	0 518 67	Length 2 m
1	0 518 68	Length 3 m
1	0 518 69	Length 5 m

Legrand cabling system LCS³ cat. 6A

RJ 45 sockets - Mosaic™ Programme

0 765 73

0 765 76

0 794 76

0 765 24

0 765 25

0 765 99

6 327 79

Can be integrated in all supports (see Legrand general catalog)
Mechanisms to be equipped with support frames (see Legrand general catalog) and plates (see Legrand general catalog)
With LCS³ connector with fast connection thanks to integrated crimping take AWG 22 single-core cables up to AWG 26 and AWG multicore cables
Contacts marked with dual colour code and wiring schemes T568 A and T 568 B
Conform to standards ISO/IEC 11801 Ed. 2.0, amendment 2, EN 50173-1 and TIA/EIA 568 C

Pack	Cat.Nos	Mosaic Programme RJ 45 sockets cat. 6A	
		1 x RJ45 STP - 1 module 360° metal shielding	
10	0 765 73	○ White	
10	0 765 84	○ White antimicrobial	
10	0 794 73	● Aluminium	
		1 x RJ45 STP - 2 modules 360° metal shielding	
10	0 765 76	○ White	
10	0 794 76	● Aluminium	
10	0 765 24	○ White with green shutter	
10	0 765 25	○ White with orange shutter	
10	0 765 08	○ White 45° tilted	
		1 x RJ45 STP with controlled access - 2 modules 360° metal shielding Supplied with 2 keys for 5 sockets	
5	0 765 99	○ White with red shutter	
		1 x RJ45 UTP - 1 module	
10	0 765 71	○ White	
10	0 794 71	● Aluminium	
10	0 765 26	○ White with green shutter	
10	0 765 27	○ White with orange shutter	
		1 x RJ45 UTP - 2 modules	
10	0 765 74	○ White	
10	0 794 74	● Aluminium	
		1 x RJ45 UTP with controlled access - 2 modules Supplied with 2 keys for 5 sockets	
5	0 765 90	○ White with red shutter	
		1 x RJ45 UTP, 45° tilted - 2 modules	
10	0 765 09	○ White	

Pack	Cat.Nos	Keystone RJ 45 sockets cat. 6A
10	0 331 54	STP socket - metal shielding 360° with fast connection thanks to integrated crimping
10	0 331 55	UTP socket - with fast connection thanks to integrated crimping

Pack	Cat.Nos	Surface-mounting 1 or 2 ports box
1	6 327 79	For keystone connectors Provides a solution for the integration of a keystone in surface-mounting installations Can be fixed on table or in association with mini-trunking

Legrand cabling system LCS³ cat. 6

flat equipped patch panels



0 337 61

Pack	Cat.Nos	Cat. 6 patch panels equipped with 24 RJ 45 connectors
		Complete with new generation Quick-Fix for automatic mounting (no screws required) on the risers of cabinets or enclosures Universal mounting on any cabinet or enclosure The panels ensure automatic earthing of each connector Equipped with rear cable guide to hold the cables during maintenance Equipped with 4 cassettes of 6 cat. 6 RJ 45 LCS³ quick-connect connectors (no tools required), with 568 A/B marking Supplied with numbered coloured labels Compliant with ISO/IEC 11801 edition 3.0 (2017) and EIA/TIA 568 C2-1 standards 19" panel - 1 U Automatic cassette removal by simple pressure
		Flat panels Equipped with 24 RJ 45 connectors - 1 U
1	0 337 62	STP
1	**0 337 61**	FTP
1	0 337 60	UTP

Legrand cabling system LCS³ cat. 6

flat patch panels to be equipped



0 337 90



0 337 93

Pack	Cat.Nos	Flat 24-connector patch panels - 1 U to be equipped
		Complete with new generation Quick-Fix for automatic mounting (no screws required) on the risers of cabinets or enclosures Universal mounting on any cabinet or enclosure. The panels ensure automatic earthing of each connector. Equipped with rear cable guide to hold the cables during maintenance
		Flat panel with empty cassettes to be equipped with connectors Equipped with 4 automatic extraction cassettes for cat. 5e to cat. 8 RJ 45 connectors
1	0 337 90	19" panel - 1 U
		Empty flat panel to be equipped with cassettes It can accept a maximum of 4 automatic extraction cassettes: - copper - fibre optic
1	0 337 91	19" patch panel - 1 U

Pack	Cat.Nos	Flat high density 48-connector patch panel - 1 U to be equipped
		Universal mounting on any cabinet or enclosure The panel ensures automatic earthing of each connector Equipped with rear cable guide to hold the cables during maintenance Automatic cassette removal by simple pressure Possibility of removing each connector individually
1	0 337 93	19" panel - 1 U

Legrand cabling system LCS³ cat. 6

angled patch panels to be equipped with connectors

0 337 92

0 337 94

0 337 63

Pack	Cat.Nos	
		Angled 24-connector patch panels - 1 U Complete with new generation Quick-Fix for automatic mounting (no screws required) on the risers of cabinets or enclosures Universal mounting on any cabinet or enclosure The panel ensures automatic earthing of each connector Equipped with rear cable guide to hold the cables during maintenance **Angled panel to be equipped with connectors** It can accept up to 24 cat. 5e to cat. 8 RJ 45 connectors
1	0 337 92	19" panel - 1 U
		Angled high density 48-connector patch panel - 1 U to be equipped Complete with new generation Quick-Fix for automatic mounting (no screws required) on the risers of cabinets or enclosures Universal mounting on any cabinet or enclosure The panel ensures automatic earthing of each connector Equipped with rear cable guide to hold the cables during maintenance **Angled panel to be equipped with connectors** It can accept up to 48 cat. 5e to cat. 6_A RJ 45 connectors
1	0 337 94	19" panel - 1 U
		Cat. 6 high density RJ 45 connectors Cat. 6 RJ 45 connectors for flat and angled panels Quick-connect connection (no tools required), with 568 A/B marking Supplied with coloured labels Compliant with ISO/IEC 11801 edition 3.0 (2017) and EIA/TIA 568 C2-1 standards For equipment to be installed in the cassettes of flat or angled panels Set of 6 cat. 6 RJ 45 connectors
1	0 337 65	STP
1	0 337 64	FTP
1	0 337 63	UTP

Legrand cabling system LCS³ cat. 6

equipment and accessories

0 337 56

0 337 59

0 337 55

0 337 57

0 337 58

Pack	Cat.Nos	
		Common accessories for flat and angled panels
10	0 337 56	**Port blanking modules** Divisible 6 port blanking plate For sealing from 1 to 6 ports
1	0 337 59	**Cord management** For use with new generation Quick-Fix; they provide side cord management
		Specific accessories for flat panels
1	0 337 55	**Cassette for flat panels to be equipped** Empty removable cassette to be equipped with connectors. It can accept 6 cat. 5e to cat. 8 connectors Extraction by simple pressure of the cassette, making installation and maintenance easier
1	0 337 95	**High density cassette for flat panels to be equipped** Empty removable cassette to be equipped with connectors; it can accept 12 cat. 5e to cat. 6_A connectors Extraction by simple pressure of the cassette, making installation and maintenance easier Possibility of removing each connector individually
1	0 337 57	**Blanking cassette** Used to blank the panel
		Specific accessories for angled panels
1	0 337 58	**Angled panel cover** For optimised management of the air flow inside the cabinet

Legrand cabling system LCS³ cat. 6

cables and cords



0 327 54



0 517 62

Cables for local networks cat. 6

Pack	Cat.Nos	
		Cables 4 pairs or 2 x 4 twisted pairs 100 ohms Blue RAL 5015 Colour code TIA/EIA Conform to standards ISO/IEC 11801 Ed. 2.0, EN 50173-1 and TIA/EIA 568C
	LSZH / PVC	
305[1]	0 327 54	**U/UTP - 4 pairs** Length 305 m Supplied in cardboard box. Weight 16 kg
305[1]	0 327 55	Length 305m Supplied in cardboard box. Weight 13 kg
305[1]	0 328 56	**F/UTP - 4 pairs** Length 305 m Supplied on reel. Weight 17 kg
500[1]	0 327 56	Length 500 m Supplied on reel. Weight 25 kg
500[1]	0 327 58	**F/UTP - 4 pairs** Length 500 m Supplied on reel. Weight 25 kg
500[1]	0 327 57	**SF/UTP - 4 pairs** Length 500 m Supplied on reel. Weight 29 kg
500[1]	0 327 59	Length 500 m Supplied on reel. Weight 30 kg

1: in metre(s)

RJ 45 patch cords and user cords cat. 6

Pack	Cat.Nos	
		RJ 45 - RJ 45 right
	PVC	**U/UTP unscreened impedance 100 Ω**
1	0 518 18	Length 0.5 m
1	0 517 72	Length 1 m
1	0 517 73	Length 2 m
1	0 517 74	Length 3 m
1	0 517 75	Length 5 m
	LSZH	
1	0 518 62 / 0 518 58	Length 1 m
1	0 518 63 / 0 518 59	Length 2 m
1	0 518 64 / 0 518 60	Length 3 m
1	0 518 65 / 0 518 61	Length 5 m
	PVC	**F/UTP screened impedance 100 Ω**
1	0 518 15	Length 0.5 m
1	0 517 62	Length 1 m
1	0 517 63	Length 2 m
1	0 517 64	Length 3 m
1	0 517 65	Length 5 m
	LSZH	
1	0 518 54 / 0 518 50	Length 1 m
1	0 518 55 / 0 518 51	Length 2 m
1	0 518 56 / 0 518 52	Length 3 m
1	0 518 57 / 0 518 53	Length 5 m
	PVC	**SF/UTP shielded impedance 100 Ω**
5	0 517 52	Length 1 m
5	0 517 53	Length 2 m
5	0 517 54	Length 3 m
5	0 517 55	Length 5 m

Legrand cabling system LCS³ cat. 6

RJ 45 sockets - Mosaic™ Programme

0 765 63

0 765 96

0 794 33

Can be integrated in all supports (see Legrand general catalog)
Mechanisms to be equipped with support frames (see Legrand general catalog) and plates (see Legrand general catalog)
With LCS³ connector with fast connection thanks to integrated crimping take AWG 22 single-core cables up to AWG 26 and AWG multicore cables
Contacts marked with dual colour code and wiring schemes T568 A and T 568 B
Conform to standards ISO/IEC 11801 Ed. 2.0, amendment 2, EN 50173-1 and TIA/EIA 568 C

Pack	Cat.Nos	Mosaic Programme RJ 45 sockets cat. 6
		1 x RJ45 UTP - 1 module
10	0 765 61	○ White
10	0 794 61	● Aluminium
10	0 765 81	○ White antimicrobial
10	0 794 81	● Black
		1 x RJ45 UTP - 2 modules
10	0 765 64	○ White
10	0 794 64	● Aluminium
		1 x RJ45 UTP with controlled access - 2 modules
		Supplied with 2 keys for 5 sockets
5	0 765 94	○ White with red shutter
		1 x RJ45 UTP 90° - 2 modules
		Vertical snap-on socket for column module
10	0 765 91	○ White
		1 x RJ45 UTP 45° tilted - 2 modules
10	0 765 03	○ White
		2 x RJ45 UTP 45° tilted - 2 modules
5	0 765 04	○ White
		UTP retractable RJ 45 socket - 4 modules
		With integrated retractable cord (0.9 m)
		Winds up automatically with a pushbutton
1	0 765 32	○ White
		2 x RJ45 UTP with Quick-Fix accessory - 3 modules
		For snap-on mounting on DLP trunking with 45 mm cover
5	0 765 44	○ White
		1 x RJ45 FTP - 1 module
10	0 765 62	○ White
10	0 794 62	● Aluminium
10	0 765 82	○ White antimicrobial
		1 x RJ45 FTP - 2 modules
10	0 765 65	○ White
10	0 794 65	● Aluminium
10	0 765 22	○ White with green shutter
10	0 765 23	○ White with orange shutter
10	0 794 85	● Black
		2 x RJ45 FTP - 3 modules
		For snap-on mounting on trunking with 45 mm cover
5	0 765 46	○ White

Pack	Cat.Nos	Mosaic Programme RJ 45 sockets cat. 6 (continued)
		1 x RJ45 FTP with controlled access - 2 modules
		Supplied with 2 keys for 5 sockets
5	0 765 95	○ White with red shutter
		1 x RJ45 FTP 45°tilted - 2 modules
10	0 765 05	○ White
		2 x RJ45 FTP 45° tilted - 2 modules
5	0 765 06	○ White
		FTP retractable RJ 45 sockets - 4 modules
		With integrated retractable cord (0.9 m)
		Winds up automatically with a pushbutton
1	0 765 33	○ White
1	0 794 33	● Aluminium
		1 x RJ45 FTP 90° - 2 modules
		Vertical snap-on socket for column module
10	0 765 92	○ White
10	0 794 92	● Aluminium
		1 x RJ45 STP - 1 module
10	0 765 63	○ White
10	0 765 83	○ White antimicrobial
		1 x RJ45 STP - 2 modules
10	0 765 66	○ White
		1 x RJ45 STP - 2 modules
10	0 794 86	● Black
		1 x RJ45 STP with controlled access - 2 modules
		Supplied with 2 keys for 5 sockets
5	0 765 96	○ White with red shutter
		1 x RJ45 STP 45°tilted - 2 modules
		Vertical snap-on socket for column module
10	0 765 07	○ White
		1 x RJ45 STP 90° - 2 modules
		Vertical snap-on socket for column module
10	0 765 93	○ White

Legrand cabling system LCS³ category 6

RJ 45 sockets - Arteor, Soliroc and Plexo

5 728 02

5 728 16

6 327 79

0 695 69

Can be integrated in all supports (see Legrand general catalog)
With LCS³ connector with fast connection thanks to integrated crimping take AWG 22 single-core cables up to AWG 26 and AWG multicore cables
Contacts marked with dual colour code and wiring schemes T568 A and T 568 B
Conform to standards ISO/IEC 11801 Ed. 2.0, amendment 2, EN 50173-1 and TIA/EIA 568 C

Arteor RJ 45 sockets cat. 6

Mechanisms supplied with square rocker plates, to be equipped with support frames (see Legrand general catalog) and plates (see Legrand general catalog)

1 x RJ45 UTP - 1 module

Pack	Cat.Nos	
10	5 723 02	○ White
10	5 728 02	● Magnesium
10	5 723 54	○ White with orange shutter
10	5 728 54	● Magnesium with orange shutter
10	5 723 55	○ White with green shutter
10	5 728 55	● Magnesium with green shutter

1 x RJ45 UTP - 2 modules

Pack	Cat.Nos	
10	5 723 14	○ White - square version
10	5 728 14	● Magnesium - square version

1 x RJ45 UTP with controlled access - 2 modules

Supplied with 2 keys for 5 sockets

Pack	Cat.Nos	
5	5 723 53	○ White with red shutter
5	5 728 53	● Magnesium with red shutter

UTP retractable RJ45 sockets - 4 modules

With integrated retractable cord (0.9 m)
Winds up automatically with a pushbutton

Pack	Cat.Nos	
1	5 723 39	○ White
1	5 728 39	● Magnesium

1 x RJ45 FTP - 1 module

Pack	Cat.Nos	
10	5 723 22	○ White
10	5 728 22	● Magnesium

1 x RJ45 FTP - 2 modules

Pack	Cat.Nos	
10	5 723 16	○ White
10	5 728 16	● Magnesium

1x RJ45 STP - 1 module

Pack	Cat.Nos	
10	5 723 23	○ White
10	5 728 23	● Magnesium

1 x RJ45 STP - 2 modules

Pack	Cat.Nos	
10	5 723 17	○ White
10	5 728 17	● Magnesium

Keystone RJ 45 socket cat. 6

Pack	Cat.Nos	
10	0 331 81	UTP socket with fast connection

Surface-mounting 1 or 2 ports box

Pack	Cat.Nos	
1	6 327 79	For keystone connectors Provides a solution for the integration of a keystone in surface-mounting installations Can be fixed on table or in association with mini-trunking

Soliroc RJ 45 socket cat. 6 - IK 10

1 x RJ45 FTP - 2 modules

Pack	Cat.Nos	
1	0 778 91	IP 20 - IK 10 For at-risk areas or areas with no surveillance

Plexo RJ 45 sockets cat. 6 - IP 55 closed flap IK 07

1 x RJ45 socket

Protection against water, dust
For industrial sites

Pack	Cat.Nos	
5	0 695 69	◐ Grey/white FTP socket
1	0 695 61	◐ Grey/white UTP socket

Adaptor for RJ 45 socket

Pack	Cat.Nos	
1	0 695 81	RJ 45 to be ordered separately Weatherproofing ensured (IP 44) plug inserted ◐ Grey/white

Plexo 66 RJ 45 socket cat. 6 - IP 66 - IK 08

RJ45 FTP socket

Pack	Cat.Nos	
1	0 904 67	9 contacts Weatherproofing ensured (IP 66) with plug inserted Inclined 90° ● Grey RAL 7016/T029

Legrand cabling system LCS³ cat. 5e

flat equipped patch panels



0 337 51

Pack	Cat.Nos	Cat. 5e patch panels equipped with 24 RJ 45 connectors
		Complete with new generation Quick-Fix for automatic mounting (no screws required) on the risers of cabinets or enclosures Universal mounting on any cabinet or enclosure The panels ensure automatic earthing of each connector Equipped with rear cable guide to hold the cables during maintenance Equipped with 4 cassettes of 6 cat. 5e RJ 45 LCS³ quick-connect connectors (no tools required), with 568 A/B marking Supplied with coloured labels Compliant with ISO/IEC 11801 edition 3.0 (2017) and EIA/TIA 568 C2-1 standards 19" panel - 1 U Automatic cassette removal by simple pressure Possibility of removing each connector individually
		Flat panel with empty cassettes to be equipped with connectors 24 RJ 45 connectors - 1 U
1	0 337 51	FTP
1	0 337 50	UTP

Legrand cabling system LCS³ cat. 5e

flat patch panels to be equipped



0 337 90



0 337 93

Pack	Cat.Nos	Flat 24-connector patch panels - 1 U to be equipped
		Complete with new generation Quick-Fix for automatic mounting (no screws required) on the risers of cabinets or enclosures Universal mounting on any cabinet or enclosure. The panels ensure automatic earthing of each connector. Equipped with rear cable guide to hold the cables during maintenance
		Flat panel with empty cassettes to be equipped with connectors Equipped with 4 automatic extraction cassettes for cat. 5e to cat. 8 RJ 45 connectors
1	0 337 90	19" panel - 1 U
		Empty flat panel to be equipped with cassettes It can accept a maximum of 4 automatic extraction cassettes: - copper - fibre optic
1	0 337 91	19" panel - 1 U

Pack	Cat.Nos	Flat high density 48-connector patch panel - 1 U to be equipped
		Universal mounting on any cabinet or enclosure The panel ensures automatic earthing of each connector Equipped with rear cable guide to hold the cables during maintenance Automatic cassette removal by simple pressure
1	0 337 93	19" panel - 1 U

Legrand cabling system LCS³ cat. 5e

angled patch panels to be equipped with connectors

0 337 92

0 337 94

0 337 53

Pack	Cat.Nos	
		Angled 24-connector patch panel - 1 U
		Complete with new generation Quick-Fix for automatic mounting (no screws required) on the risers of cabinets or enclosures Universal mounting on any cabinet or enclosure The panel ensures automatic earthing of each connector Equipped with rear cable guide to hold the cables during maintenance
		Angled panel to be equipped with connectors It can accept up to 24 cat. 5e to cat. 8 RJ 45 connectors
1	0 337 92	19" panel - 1 U
		Angled high density 48-connector patch panel - 1 U to be equipped
		Complete with new generation Quick-Fix for automatic mounting (no screws required) on the risers of cabinets or enclosures Universal mounting on any cabinet or enclosure The panel ensures automatic earthing of each connector Equipped with rear cable guide to hold the cables during maintenance Angled panel to be equipped with connectors It can accept up to 48 cat. 5e to cat. 6_A RJ 45 connectors
1	0 337 94	19" panel - 1 U
		Cat. 5e High density RJ 45 connectors
		Cat. 5e RJ 45 connectors for flat and angled panel Quick-connect connection (no tools required), with 568 A/B marking Supplied with coloured labels Compliant with ISO/IEC 11801 edition 3.0 (2017) and EIA/TIA 568 C2-1 standards For equipment to be installed in the cassettes of flat or angled panels Set of 6 cat. 5e RJ 45 connectors
1	0 337 54	FTP
1	0 337 53	UTP

Legrand cabling system LCS³ cat. 5e

equipment and accessories

0 337 56

0 337 59

0 337 55

0 337 57

0 337 58

Pack	Cat.Nos	
		Common accessories for flat and angled panels
		Port blanking modules
10	0 337 56	Divisible 6 port blanking plate for sealing from 1 to 6 ports
		Cord management
1	0 337 59	For use with new generation Quick-Fix They provide side cord management
		Specific accessories for flat panels
		Cassette for flat panels to be equipped
1	0 337 55	Empty removable cassette to be equipped with connectors. It can accept 6 cat. 5e to cat. 8 connectors. Extraction by simple pressure of the cassette, making installation and maintenance easier Possibility of removing each connector individually
		High density cassette for flat panels to be equipped
1	0 337 95	Empty removable cassette to be equipped with connectors; it can accept 12 cat. 5e to cat. 6_A connectors Extraction by simple pressure of the cassette, making installation and maintenance easier Possibility of removing each connector individually
		Blanking cassette
1	0 337 57	Used to blank the panel
		Specific accessories for angled panels
		Angled panel cover
1	0 337 58	For optimised management of the air flow inside the cabinet

Legrand cabling system LCS³ cat. 5e

cables and cords



0 328 50

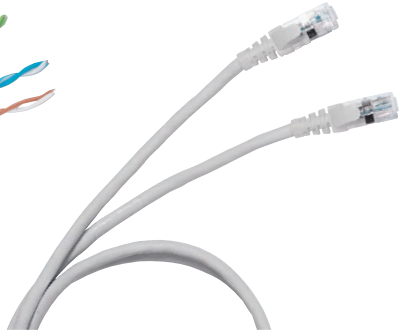

0 516 40

Cables for local networks cat. 5e

4 twisted pair cables 100 ohms
LSZH sleeve: non-halogen
Grey RAL 7035
Colour code TIA/EIA

Pack	Cat.Nos LSZH	Cat.Nos PVC	
			U/UTP - 4 pairs
305[1]	0 327 50		Length 305 m Supplied in cardboard box. Weight 10 kg
305[1]		0 327 51	Length 305 m Supplied in cardboard box. Weight 9 kg
			F/UTP - 4 pairs
305[1]	0 327 52		Length 305 m Supplied in cardboard box. Weight 12 kg
305[1]		0 327 53	Length 305 m Supplied by box. Weight 11 kg

1: in metre(s)

RJ 45 patch cords and user cords cat. 5e

RJ 45 - RJ 45 right

Pack	Cat.Nos PVC	
		U/UTP unscreened impedance 100 Ω
		Grey
1	0 518 17	Length 0.5 m
1	0 516 36	Length 1 m
1	0 516 37	Length 2 m
1	0 516 38	Length 3 m
1	0 516 39	Length 5 m
		F/UTP screened impedance 100 Ω
		Grey
1	0 518 14	Length 0.5 m
1	0 516 40	Length 1 m
1	0 516 41	Length 2 m
1	0 516 42	Length 3 m
1	0 516 43	Length 5 m

Legrand cabling system LCS³ category 5e

RJ 45 sockets - Mosaic™ Programme, Arteor and Plexo

0 765 52

6 327 79

0 695 57

Can be integrated in all supports (see Legrand general catalog)
With LCS³ connector with fast connection thanks to integrated crimping Take AWG 22 single-core cables up to AWG 26 and AWG multicore cables
Contacts marked with dual colour code and wiring schemes T568 A and T 568 B
Conform to standards ISO/IEC 11801 Ed. 2.0, amendment 2, EN 50173-1 and TIA/EIA 568 C

Mosaic Programme RJ 45 sockets cat. 5e

Mechanisms to be equipped with support frames (see Legrand general catalog) and plates (see Legrand general catalog)

Pack	Cat.Nos	
		UTP - 1 module
10	0 765 51	○ White
10	0 794 51	● Aluminium
		UTP - 2 modules
10	0 765 54	○ White
10	0 794 54	● Aluminium
		UTP with controlled access - 2 modules
		Supplied with 2 keys for 5 sockets
5	0 765 97	○ White with red shutter
		UTP - 2 x RJ 45 with Quick-Fix accessory - 3 modules
		For snap-on mounting on DLP trunking with 45 mm cover
5	0 765 41	○ White
		UTP retractable RJ 45 socket - 4 modules
		With integrated retractable cord (0.9 m)
		Winds up automatically with a pushbutton
1	0 765 30	○ White
		UTP 45° - 2 modules
10	0 765 01	○ White
		2 x RJ 45 UTP 45° - 2 modules
5	0 765 02	○ White
		FTP - 1 module
10	0 765 52	○ White
10	0 794 52	● Aluminium
		FTP - 2 modules
10	0 765 55	○ White
10	0 794 55	● Aluminium
		FTP with controlled access - 2 modules
		Supplied with 2 keys for 5 sockets
5	0 765 98	○ White with red blank
		FTP - 2 x RJ 45 with Quick-Fix accessory - 3 modules
		For snap-on mounting on Mosaic trunking with 45 mm cover
5	0 765 42	○ White

Arteor RJ 45 sockets cat. 5e

Mechanisms supplied with square rocker plates, to be equipped with support frames (see Legrand general catalog) and plates (see Legrand general catalog)

Pack	Cat.Nos	
		UTP - 1 module
10	5 723 03	○ White
10	5 728 03	● Aluminium
		UTP - 2 modules
10	5 723 15	○ White
10	5 728 15	● Aluminium
		FTP - 1 module
10	5 723 04	○ White
10	5 728 04	● Aluminium

Keystone RJ 45 socket cat. 5e

Pack	Cat.Nos	
		UTP socket
10	0 331 80	With fast crimping connection

Surface-mounting 1 or 2 ports box

Pack	Cat.Nos	
1	6 327 79	For keystone connectors Provides a solution for the integration of a keystone in surface-mounting installations Can be fixed on table or in association with mini-trunking

Plexo RJ 45 sockets, cat. 5e - IP 55 closed flap IK 07

Pack	Cat.Nos	
		RJ 45 sockets Protection against water, dust For industrial sites
1	0 695 57	◐ Grey/White FTP socket
1	0 695 56	◐ Grey/White UTP socket
		Adaptor for RJ 45 socket
1	0 695 81	RJ 45 to be ordered separately Weatherproofing ensured (IP 44) plug inserted ◐ Grey/white

Legrand cabling system LCS³

splitter sockets, adaptors and accessories

0 539 49

Reinforced protection

0 533 00 in position (no cord supplied)

0 533 01

0 327 60

0 517 09

RJ 45 splitter sockets

Pack	Cat.Nos	
		Ethernet/Ethernet
10	Mosaic 0 765 39	FTP - 9 contacts
10	0 765 38	UTP - 8 contacts
		Telephone/Ethernet
10	Mosaic 0 765 37	FTP - 9 contacts
10	Mosaic 0 765 36	UTP - 8 contacts
		Telephone/telephone
10	Mosaic 0 765 35	4,5 contacts

Mobile splitters

Pack	Cat.Nos	
		Clip into RJ 45 sockets to double applications
10	0 327 83	TV/computer network or telephone double connector
10	0 327 47	Telephone/telephone splitter
10	0 327 45	Computer network/telephone splitter
10	0 327 46	L1/L2 telephone splitter
10	0 327 48	Computer network/computer network double connector

Weatherproof adaptors

Pack	Cat.Nos	
		IP 55 - IK 07
		Allow all functions to be adapted
	Grey/White	2 Mosaic modules IP 55 operation
10	0 695 80	Adaptor with smoked flap
1	0 695 79	Adaptor with smoked flap lockable by special tool
1	0 695 81	Adaptor for RJ socket ensuring IP 44 waterproofness cable already connected
1	0 919 45	Locking tool (used for changing vandal-proof screws)
		Soliroc adaptor
		Used for adapting all functions
		2 Mosaic modules
		IK 10 - IP 55
1	0 778 80	Adaptor with flap
1	0 778 81	Adaptor without flap
		Hypra adaptor
5	0 539 49	IP 55 adaptor base

Cable protection accessories

Pack	Cat.Nos	
		Plastic material
		IP 66/67 guaranteed connection with the pair Cat.No 0 533 02
		IP 55 with no connection for base with blank
		Protection for RJ 45 shielded or unshielded cables ensuring a link of category 5
		Conform to standards of the IEC 60603-7 series and to standard IEC 61076-3-106 (version 5)
		Compatible with products on the market conforming to the standards listed
		Plug
3	0 533 00	Integrated PE with sealing ring and clamping blades
		Tool-free assembly
		Ability to protect cables of category 5e
		Flush-mounting base
3	0 533 01	Locking base
		Supplied with RJ 45 female/female coupler cat. 5e
		Kit
3	0 533 02	Flush-mounting base + plug
		Protective flap
3	0 533 03	Fits on base Cat.No 0 533 01

RJ plugs for round cables

Pack	Cat.Nos	
		Gold-coated contacts 1.2 µm
		RJ 11
50	0 517 01	4 contacts, width 9.65 mm
		RJ 12
50	0 517 02	6 contacts, width 9.65 mm
		RJ 45 cat. 5e
50	0 517 03	8 contacts, width 11.70 mm
50	0 517 04	9 contacts, width 11.70 mm
		RJ 45 sleeves
50	0 517 06	Black
50	0 517 07	White

Stripping tool

Pack	Cat.Nos	
		Slits the sheath and releases the conductors by rotation
		For twisted pair cables
		Does not damage the conductors
		Stripper
1	0 332 62	For twisted pair and fibre optic cable
		Cutting pliers
1	0 327 60	Cut wires cleanly without damaging the copper

Crimping tool for RJ 45 plugs

Pack	Cat.Nos	
		Used for crimping plugs RJ 4/6/8/9 contacts
		Ratchet control of crimping mechanism
		Able to cut and strip cables
1	0 517 09	Tool with 3 crimping points
		High resistance steel material

110 tool

Pack	Cat.Nos	
1	0 332 60	110 tool
1	0 332 61	Replacement blade

0 787 31

0 335 79

Pack	Cat.Nos	Telephone sockets
		RJ 11 and RJ 12 sockets Equipped with a modular Jack connector with 1/4 turn terminal for fast connection Tap-off possible
	Mosaic	
10	0 787 30	○ White - RJ 11, 4 contacts 1module
10	0 792 31	● Aluminium - RJ 11, 4 contacts -1 module
10	0 787 31	○ White - RJ 11, 4 contacts - 2 modules
10	0 787 32	○ White - RJ 12, 6 contacts - 2 modules
10	0 787 34	**ISDN socket** Self-stripping 1/4 turn terminals for fast connection. Tap-off possible ○ White - 8 contacts, 2.5 mm² earth terminal

Pack	Cat.Nos	Patch panel telephone 50 ports 110 connect
1	0 335 79	19" panel - 1 U

Pack	Cat.Nos	Cables for telephone networks cat. 3
		PVC sleeve Colour white Colour code TIA/EIA
1	0 328 91	**U/UTP - 50 pairs** Length 500 m Supplied on reel
1	0 328 88	**U/UTP - 100 pairs** Length 500 m Supplied on reel

Pack	Cat.Nos	Panels and units for incoming telephone
		Panels assembled - 1 U Fitted with 4 LCS³ RJ 45 units of 12 ports with fast tool-free connection
1	0 335 31	3-6/4-5 contacts for digital telephone
1	0 335 30	4-5/7-8 contacts for analogue telephone
		Incoming telephone units for self-assembly panels Fitted with 12 LCS³ RJ 45 ports with quick tool-free connection
2	0 335 33	3-6/4-5 contacts for digital telephone
2	0 335 32	4-5/7-8 contacts for analogue telephone

Legrand cabling system LCS³ fibre optic

19" optic drawers

New LCS³ system

0 321 62

0 321 72

0 321 00



0 321 15

0 321 33



0 321 21

Pack	Cat.Nos	Equipped 19" optic drawers
		Metal equipped 19" optic drawers with 4 cable inputs, supplied with fastening kit, 1 PE Ø 13.5 mm, coiling system and pigtail duct Panel and optic port marking on dedicated marking areas
		Sliding End of travel stop with 30° tilting Maximum capacity either: - 24 LC duplex connectors for 48 fibres - 12 SC duplex connectors for 24 fibres - 24 ST connectors Depth 220 mm, height 1 U
1	0 321 61	12 SC duplex multi-mode connectors for 24 fibres
1	0 321 62	24 LC duplex multi-mode connectors for 48 fibres
1	0 321 63	24 ST multi-mode connectors for 48 fibres
1	0 321 64	12 SC duplex single-mode connectors for 24 fibres
1	0 321 65	24 LC duplex single-mode connectors for 48 fibres
1	0 321 66	12 SC APC duplex single-mode connectors for 24 fibres
1	0 321 67	24 LC APC duplex single-mode connectors for 48 fibres
		Rotating Delivered with reversible left or right opening Maximum capacity, either: - 36 LC duplex connectors for 72 fibres - 18 SC duplex connectors for 36 fibres Depth 260 mm, height 1 U
1	0 321 71	36 LC duplex multi-mode connectors for 72 fibres
1	0 321 72	18 SC duplex multi-mode connectors for 36 fibres
1	0 321 73	36 LC duplex single-mode connectors for 72 fibres
1	0 321 74	18 SC duplex single-mode connectors for 36 fibres

		19" modular optic drawers
		Metal modular 19" optic drawers with 8 cable inputs, supplied with fastening kit, 2 PE Ø 13.5 mm, coiling system and splice cassette Complete with new generation Quick-Fix for automatic mounting (no screws required) on the risers of cabinets or enclosures Supplied with numbered labels End of travel stop with 30° tilting Maximum capacity either: - 48 LC duplex connectors for 96 fibres - 24 SC duplex connectors for 48 fibres - 24 ST connectors Depth 215 mm, height 1 U
		Sliding, equipped
1	0 321 04	24 LC duplex multi-mode connectors for 48 fibres
1	0 321 02	12 SC duplex multi-mode connectors for 24 fibres
1	0 321 06	12 SC duplex single-mode connectors for 24 fibres
		Sliding, to be equipped with fibre optic blocks It can accept all fibre optic blocks; 4 blocks maximum
1	0 321 00	Empty drawer

Pack	Cat.Nos	Fibre optic blocks
		They are clipped directly to the optic drawer to be equipped,Cat.No 0 321 00, or the fibre optic splice cassette, Cat.No 0 321 41
		Singlemode fibre optic blocks (9/125 µm)
1	0 321 17	ST block for 6 single-mode fibre optics
1	0 321 10	SC duplex block for 6 single-mode fibre optics
1	0 321 11	SC duplex high density block for 12 single-mode fibre optics
1	0 321 12	SC APC duplex block for 6 single-mode fibre optics
1	0 321 13	LC duplex block for 6 single-mode fibre optics
1	0 321 14	LC duplex block for 12 single-mode fibre optics
1	0 321 15	LC duplex high density block for 24 single-mode fibre optics
1	0 321 16	LC APC duplex block for 12 single-mode fibre optics
1	0 321 33	Single-mode 4 MTP[1] feedthrough adapter
		Multimode fibre optic blocks (62.5 and 50/125 µm)
1	0 321 27	ST block for 6 multimode fibre optics
1	0 321 20	SC duplex block for 6 multimode fibre optics
1	0 321 21	SC duplex high density block for 12 multimode fibre optics
1	0 321 23	LC duplex block for 6 multimode fibre optics
1	0 321 24	LC duplex block for 12 multimode fibre optics
1	0 321 25	LC duplex high density block for 24 multimode fibre optics
1	0 321 34	Multimode 4 MTP[1] feedthrough adapter

		Copper block for fibre optic drawer
1	0 321 32	It clippes directly to the optic drawer to be equipped, Cat.No 0 321 00 It gives the possibility of mixing fibre optic and copper

		Accessories for optic drawer to be equipped
		Accessory for receipt of a fan-out
1	0 321 28	It's clipped at the back of the drawer It enables the entry of preterminated Cat.Nos
		Blank
1	0 321 29	Blank block
		Pigtail cassette
1	0 321 30	Capacity 24 fibre optics
		Coiling kit
1	0 321 31	1 accessory

1: MTP is a registered trademark of US Conec Ltd

Legrand cabling system LCS³ fibre optic

19" fibre optic drawers and mini-splicer

New LCS³ system



0 321 40 + 0 321 41

Panel 0 321 40 to be equipped with 4 cassettes 0 321 43

0 321 41

0 321 43

0 321 46

0 322 00

Pack	Cat.Nos	Modular 19" panel to be equipped with cassettes
		To be equipped with maximum 4 automatic extraction cassette Complete with new generation Quick-Fix for automatic mounting (no screws required) on the risers of cabinets or enclosures Maximum capacity, either: - 48 SC connectors - 24 ST connectors - 96 LC connectors
1	0 321 40	Depth 190 mm, height 1 U

Pack	Cat.Nos	Optic drawer cassettes
		They are installed directly in the optic panel, Cat.No 0 321 40 Removable cassette Extraction by simple pressure of the cassette, making installation and maintenance easier
1	0 321 41	**Fibre optic splice cassette** It can accept all modular fibre optic blocks add any module 03211x / 03212x
1	0 337 55	**Copper cassette to be equipped** It can accept 6 cat. 5e, cat. 6 and cat. 6_A connectors
		MTP¹ preterminated cassette (MPO compatible) Front and rear extraction High performance cassette, low insertion loss <0.35 dB
1	0 321 42	Multimode OM4 cassette (50/125 µm) 24 LC OM4 Type A/C
1	0 321 43	Multimode OM4 cassette (50/125 µm) 12 SC OM4 Type A/C
1	0 321 44	Single-mode OS2 cassette (9/125 µm) 24 LC OS2 Type A/C
1	0 321 45	Single-mode OS2 cassette (9/125 µm) 12 SC OS2 Type A/C
		Blanking cassette
1	0 337 57	Used to blank the panel
		Adapters
1	0 321 33	Single-mode 4 MTP¹ adapter (installation in cassette 0 321 41)
1	0 321 34	Multi-mode 4 MTP¹ adapter (installation in cassette 0 321 41)

1: MTP is a registered trademark of US Conec Ltd

Pack	Cat.Nos	Accessories for 19" panel to be equipped with cassettes
		Rear cable management accessory
1	0 321 46	For installation on panels Cat.No 0 321 40
		Cord management kit (guide/support/door)
1	0 321 47	For installation on panel Cat.No 0 321 40; 2 side cord management and front door with integrated marking to ensure correct front and side cord management Cord support to be installed on the cassette to make side passages easier

Pack	Cat.Nos	Smart splicer
		Compact and robust tool, excellent hand grip, easy to transport. Allows the fusion and protection of pigtails, state report of insertion losses (IL typical = 0,1 dB) by insertion led control (IL). USB port to download the IL datas. Composition: - 1 splicer Dim: 95x132x71 mm Weight: 550 gr IP: 50 - 1 precision cleaver - 1 adapter for different LC and SC standards - 1 lithium battery (autonomy: 80 splice and protection cycles) - Power cord - 2 fiber holders - 900 µm
1	0 322 00	1 splicer kit for pigtails
1	0 322 02	Fiber holder 900 microns for replacement
1	0 322 03	Fiber holder 250 microns for replacement
1	0 322 04	1 Cord LC-LC APC
1	0 322 05	1 Cord LC-LC
1	0 322 06	1 Cord LC-SC APC
1	0 322 07	1 Cord LC-SC
1	0 322 08	1 Adaptater LC-LC for replacement
1	0 322 09	1 Adaptater SC-SC for replacement
1	0 322 76	Fiber stripper
1	0 322 77	Wipes
1	0 322 78	Cleaning spray bottle

Legrand cabling system LCS³ fibre optic

pigtails, glue-on connectors and fan-out units



0 322 31

Pack	Cat.Nos	
		Pigtails
		They can be used for on-site connection of the fibre optic cable; quick, reliable and performing: - OM2/OM3/OM4 IL Typical/Master = 0.15 db - OS2 IL Typical/Master = 0.18 db Compatible with all the fusion splicers available on the market
		50/125 µm - OM2 (PC)
		Connectors
10	0 322 10	SC 1 m LSZH
10	0 322 11	LC 1 m LSZH
10	0 322 12	ST 1 m LSZH
10	0 322 13	SC 2 m LSZH
10	0 322 14	LC 2 m LSZH
10	0 322 15	ST 2 m LSZH
		50/125 µm - OM3 (PC)
		Connectors
	0 322 20	SC 1 m LSZH
10	0 322 21	LC 1 m LSZH
10	0 322 22	ST 1 m LSZH
10	0 322 23	SC 2 m LSZH
10	0 322 24	LC 2 m LSZH
		50/125 µm - OM4 (PC)
		Connectors
10	0 322 30	SC 1 m LSZH
10	0 322 31	LC 1 m LSZH
10	0 322 32	ST 1 m LSZH
10	0 322 33	SC 2 m LSZH
10	0 322 34	LC 2 m LSZH
		9/125 µm - OS2 (APC or UPC) - OS1 compatible
		Connectors
10	0 322 40	SC-APC 1 m LSZH
10	0 322 41	SC-UPC 1 m LSZH
10	0 322 42	LC-APC 1 m LSZH
10	0 322 43	LC-UPC 1 m LSZH
10	0 322 44	ST-UPC 1 m LSZH
10	0 322 45	SC-APC 2 m LSZH
10	0 322 46	SC-UPC 2 m LSZH
10	0 322 47	LC-UPC 2 m LSZH
10	0 322 48	LC-APC 2 m LSZH
10	0 322 49	ST-UPC 2 m LSZH
		Set of 12 LC pigtails
1	0 326 24	OS2 12 pigtails LC-UPC
1	0 326 26	OM3 12 pigtails LC-PC
1	0 326 71	OM4 12 pigtails LC-PC
		Pigtail sleeves
1	0 327 44	40 mm - bag of 50 sheaths
		Glue-on connectors 50/125 and 62.5/125 µm
		Supplied with 900 µm sleeve Ceramic ferrule connector Typical attenuation: 0.3 dB
		Connectors
10	0 331 27	ST
10	0 331 47	SC
10	0 331 00	LC
		Fan-out units
		It allows a 900 µm fibre optic gain 250 µm diameter fibre optics accepted
1	0 330 48	6 fibre optic fan-out unit
1	0 330 49	12 fibre optic fan-out unit

Legrand cabling system LCS³ fibre optic

case and quick-connect connectors

0 322 70



0 322 20

0 322 72

0 322 73

0 322 75

0 322 83

0 322 81

0 322 85

Pack	Cat.Nos	
		Tool case for the preparation of the fibre optic for quick-connect connectors
1	0 322 70	It contains the tools required for the preparation of the fibre optic cable, for the completion of a first test to confirm the correct connection of the fibre optic to the connector, and the accessories for easy connection in all situations Consisting of: - Precision cleaver - Kevlar stripping and cutting tool - Visual defect detector - Installation details and video - Accessories (cleaners, marker, trash can...)
		Quick-connect connectors
		Preparation completed using the case, Cat.No 0 322 70 Easy to connect, reliable and reusable up to 5 times They enable the locking of the fibre optic inside the connector A LED is used to test the connection No glue or polishing required They can be installed on 900 µm fibre optics For 250 µm fibre optic use dedicated tubes, delivered with the connector; typical IL multimode OM3/OM4 = 0.1 db, single mode OS2 = 0.2 db (PC) and 0.3 db (APC)
		OM3/OM4 multimode connectors
		Set of 12 connectors
1	0 322 71	LC PC 50/125 µm, 900/250 µm
1	0 322 72	SC PC 50/125 µm, 900/250 µm
		OS2 single-mode connectors
		Set of 12 connectors
1	0 322 73	LC UPC 9/125 µm, 900/250 µm
1	0 322 74	SC UPC 9/125 µm, 900/250 µm
1	0 322 75	SC APC 9/125 µm, 900/250 µm
		Precision cleaver for the update of the case kit Cat.No 0 326 90
1	0 322 80	It's used in conjunction with the kit of the case Cat.No 0 326 90, to cut the fibre optic with precision, and fit the quick-connect connectors, Cat.No 0 322 71 to 0 322 75
		Fibre optic cleaning accessories
1	0 322 83	Ferrule cleaner MPO/MTP[1]
1	0 322 81	Ferrule cleaner LC (PC/APC)
1	0 322 82	Ferrule cleaner SC (PC/APC)
1	0 322 84	LC replacement cartridge
1	0 322 85	SC replacement cartridge

1: MTP is a registered trademark of US Conec Ltd

Legrand cabling system LCS³ fibre optic

19" high density and very high density fibre optic drawers

0 321 50


0 321 55

0 321 56


0 321 40

0 321 41

0 321 43

0 321 33

Pack	Cat.Nos	Modular fibre optic drawers, ultra high density to be equipped with cassettes
		Fixed and modular chassis for the reception of the drawers
		Fibre optic drawers with front facing cord management Maximum capacity 1 U (up to 12 cassette) - 72 LC duplex connectors for 144 fibres Maximum capacity 2 U (up to 24 cassette) - 144 LC duplex connectors for 288 fibres Maximum capacity 4 U (up to 48 cassette) - 288 LC duplex connectors for 576 fibres
1	0 321 50	1 U
1	0 321 52	2 U
1	0 321 53	4 U
1	0 321 51	UHD Panel to be equipped cassette without rear management 1 U
		Very high density cassettes
		They are clipped directly to the fibre optic drawers, Cat.Nos 0 321 50/51/52/53 Sliding cassette for the above chassis Front or rear cassette extraction MTP[1] high performance cassette Low insertion loss < 0,35 dB A/C polarity
		Multimode OM4 cassette (50/125 µm) For OM4 type 50/125 µm multimode installations
1	0 321 54	MPO cassette 12 LC OM4 Type A/C
		OS2 cassette (9/125 µm) For OS2 type 9/125 µm multimode installations
1	0 321 55	MPO cassette 12 LC OS2 Type A/C
		MTP[1] adapters (MPO compatible)
		They are clipped directly to the fibre optic drawers, Cat.Nos 0 321 50/51/52/53
1	0 321 56	Multimode 4 MTP[1] adapter
1	0 321 57	Single-mode 4 MTP[1] adapter
		LC adapter
		It's clipped directly to the fibre optic drawers, Cat.Nos 0 321 50/51/52/53
1	0 321 58	Adapter 12 LC multimode

Pack	Cat.Nos	Modular 19" panel to be equipped with cassettes
		To be equipped with a maximum of 4 automatic extraction cassettes Complete with new generation Quick-Fix for automatic mounting (no screws required) on the risers of cabinets or enclosures Maximum capacity, either: - 48 SC connectors - 24 ST connectors - 96 LC connectors
1	0 321 40	Depth 190 mm, height 1 U
		High density MTP[1] cassette (MPO compatible)
		They are installed in the modular panels, Cat.No 0 321 40 Sliding cassette that can be extracted by simple pressure, making installation and maintenance easier Front and rear extraction High performance MTP[1] cassette, low insertion loss <0.35 dB, A/C polarity
		Fibre optic splice cassette
1	0 321 41	It can accept all modular fibre optic blocks Add any module 03211x / 03212x
		Copper cassette to be equipped
1	0 337 55	It can accept 6 cat. 5e, cat. 6 and cat. 6_A connectors
		Multimode OM4 cassettes (50/125 µm)
1	0 321 42	MTP[1] cassette (MPO compatible) 24 LC OM4 Type A/C
1	0 321 43	MTP[1] cassette (MPO compatible) 12 SC OM4 Type A/C
		Single-mode OS2 cassettes (9/125 µm) OS2 type
1	0 321 44	MTP[1] cassette (MPO compatible) 24 LC OS2 Type A/C
1	0 321 45	MTP[1] cassette (MPO compatible) 12 SC OS2 Type A/C
		Blanking cassette
1	0 337 57	Used to blank the panel
		MTP[1] adapters
		It's installed in splice cassettes, Cat.No 0 321 41 It enables MTP[1]/MTP[1] feedthrough
1	0 321 33	Single-mode 4 MTP[1] adapter
1	0 321 34	Multimode 4 MTP[1] adapter
		Accessories for 19" panel to be equipped with cassette
		Rear cable management accessory
1	0 321 46	For installation on panels Cat.No 0 321 40
		Cord management kit (guide/support/door)
1	0 321 47	For installation on panel Cat.No 0 321 40; 2 side cord management and front door with integrated marking to ensure correct front and side cord management Cord support to be installed on the cassette to make side passages easier

1: MTP is a registered trademark of US Conec Ltd

Legrand cabling system LCS³

fibre optic preterminated solution

0 324 41

High density preterminated fibre optic links

Delivered on cardboard drums
Connection of high density drawer cassette
Low density micro-cable
Sheaths in LSZH, colour aqua (OM3) and yellow (OS2)
Supplied with test reports and unwinder
Fan-out - Fan-out: spark gap in anodised aluminium for optimum resistance
Low connector insertion loss LC < 0,15 dB/connector
MTP[1]-MTP[1]: low connector insertion loss
MTP[1] < 0.35 dB/connector
Other configurations on request

Micro cables OM3 Fan-out - Fan-out

Micro cables with spark gap, output 2 mm

Pack	Cat.Nos	Designation	Length (m)
1	0 324 01	6 LC Duplex - 6 LC Duplex	10
1	0 324 02	6 LC Duplex - 6 LC Duplex	20
1	0 324 03	6 LC Duplex - 6 LC Duplex	30
1	0 324 04	6 LC Duplex - 6 LC Duplex	40
1	0 324 05	6 LC Duplex - 6 LC Duplex	50
1	0 324 11	12 LC Duplex - 12 LC Duplex	10
1	0 324 12	12 LC Duplex - 12 LC Duplex	20
1	0 324 13	12 LC Duplex - 12 LC Duplex	30
1	0 324 14	12 LC Duplex - 12 LC Duplex	40
1	0 324 15	12 LC Duplex - 12 LC Duplex	50

Micro cables OS2 Fan-out - Fan-out

Micro cables with spark gap, output 2 mm

Pack	Cat.Nos	Designation	Length (m)
1	0 324 21	6 LC Duplex - 6 LC Duplex	10
1	0 324 22	6 LC Duplex - 6 LC Duplex	20
1	0 324 23	6 LC Duplex - 6 LC Duplex	30
1	0 324 24	6 LC Duplex - 6 LC Duplex	40
1	0 324 25	6 LC Duplex - 6 LC Duplex	50
1	0 324 31	12 LC Duplex - 12 LC Duplex	10
1	0 324 32	12 LC Duplex - 12 LC Duplex	20
1	0 324 33	12 LC Duplex - 12 LC Duplex	30
1	0 324 34	12 LC Duplex - 12 LC Duplex	40
1	0 324 35	12 LC Duplex - 12 LC Duplex	50

Micro cables OM3 MTP[1]

Pack	Cat.Nos	Designation	Length (m)
1	0 324 41	12 fibre optics - MTP[1]-MTP[1]	10
1	0 324 42	12 fibre optics - MTP[1]-MTP[1]	20
1	0 324 43	12 fibre optics - MTP[1]-MTP[1]	30
1	0 324 44	12 fibre optics - MTP[1]-MTP[1]	40
1	0 324 45	12 fibre optics - MTP[1]-MTP[1]	50

Micro cables OS2 MTP[1]

Pack	Cat.Nos	Designation	Length (m)
1	0 324 51	12 fibre optics - MTP[1]-MTP[1]	10
1	0 324 52	12 fibre optics - MTP[1]-MTP[1]	20
1	0 324 53	12 fibre optics - MTP[1]-MTP[1]	30
1	0 324 54	12 fibre optics - MTP[1]-MTP[1]	40
1	0 324 55	12 fibre optics - MTP[1]-MTP[1]	50

1: MTP is a registered trademark of US Conec Ltd

Legrand cabling system LCS³ fibre optic

cables

0 326 66

Technical characteristics **see e-catalogue**

LSZH sheath (except Cat.Nos 0 325 46 /47)
Colour code FOTAG
Compliance with the EN 50173-2, ISO IEC 11801 standard
Packing on drum
Tight structure: "easy strip"

OM 4 multimode fibre optic cables (50/125 µm)

"Bend insensitive"
For multimode installations 50/125 µm, type OM 4
Aqua sheaths
Suitable for 10 Giga Ethernet networks

Pack	Cat.Nos Loose tube	Cat.Nos Tight structure 900 µm	
2000	0 325 43		Indoor/outdoor (glass strands) 4 fibres - 2000 m
2000	0 325 44		Indoor/outdoor (glass strands) 8 fibres - 2000 m
2000	0 325 45		Indoor/outdoor (glass strands) 12 fibres - 2000 m
2000	0 325 46		Outdoor, corrugated steel tape 4 fibres - 2000 m
2000	0 325 47		Outdoor, corrugated steel tape 8 fibres - 2000 m
2000	0 325 48		Outdoor, corrugated steel tape 12 fibres - 2000 m
2000		0 326 65	Indoor/outdoor (glass strands) 4 fibres - 500 m
2000		0 326 66	Indoor/outdoor (glass strands) 6 fibres - 1000 m
2000		0 326 67	Indoor/outdoor (glass strands) 12 fibres - 1000 m
2000		0 326 68	Indoor/outdoor (glass strands) 24 fibres - 1000 m

Legrand cabling system LCS³ fibre optic

cables (continued)

0 325 13

0 325 10

0 325 08

Technical characteristics **see e-catalogue**

LSOH sheath (except Cat.Nos 0 325 13, 0 325 15, 0 325 23, 0 325 24, 0 325 25, 0 325 40, 0 325 41 and 0 325 42)
Colour code: FOTAG
Compliance with the EN 50173-2, ISO IEC 11801 standard
Packing on drum (2000 m)
Tight structure: "easy strip"

OS 2 single-mode fibre optic cables (9/125 µm) - (OS1 compatible)

For single-mode installations 9/125 µm, type OS 2
Yellow or black sheaths for outdoor, rodent guard...

Pack	Cat.Nos		
	Loose tube	Tight structure 900 µm	
2000	0 325 02		Indoor/outdoor (glass strands) 4 fibres
2000	0 325 03		Indoor/outdoor (glass strands) 8 fibres
2000	0 325 23		Outdoor, corrugated steel tape 4 fibres
2000	0 325 24		Outdoor, corrugated steel tape 8 fibres
2000	0 325 25		Outdoor, corrugated steel tape 24 fibres
2000	0 325 12		Indoor/outdoor (glass strands) 6 fibres
2000	0 325 13		Outdoor, corrugated steel tape 6 fibres
2000	0 325 14	0 325 50	Indoor/outdoor (glass strands) 12 fibres
2000	0 325 15		Outdoor, corrugated steel tape 12 fibres
2000	0 325 51		Indoor/outdoor (glass strands) 24 fibres

OM 3 multimode fibre optic cables (50/125 µm)

"Bend insensitive"
For multimode installations 50/125 µm, type OM 3
Aqua sheaths
Suitable for 10 Giga Ethernet networks

Pack	Cat.Nos		
	Loose tube	Tight structure 900 µm	
2000		0 325 10	Indoor/outdoor (glass strands) 6 fibres
2000		0 325 11	Indoor/outdoor (glass strands) 12 fibres
2000	0 325 53	0 325 52	Indoor/outdoor (glass strands) 24 fibres
2000	0 325 37		Indoor/outdoor (glass strands) 4 fibres
2000	0 325 38		Indoor/outdoor (glass strands) 8 fibres
2000	0 325 39		Indoor/outdoor (glass strands) 12 fibres
2000	0 325 40		Outdoor, corrugated steel tape 8 fibres
2000	0 325 41		Outdoor, corrugated steel tape 12 fibres
2000	0 325 42		Outdoor, corrugated steel tape 24 fibres

OM 2 multimode fibre optic cables (50/125 µm)

For 50/125 µm multimode installations (OM 2)
Orange jacket or black for outdoor, corrugated

Pack	Cat.Nos		
	Loose tube	900 µm Tight buffer	
2000		0 325 55	Indoor/outdoor (universal) 4 fibres
2000	0 325 04	0 325 08	Indoor/outdoor (universal) 6 fibres
2000	0 325 05		Outdoor, corrugated steel tape 6 fibres
2000	0 325 06	0 325 09	Indoor/outdoor (universal) 12 fibres
2000	0 325 07		Outdoor, corrugated steel tape 12 fibres

Legrand cabling system LCS³ fibre optic

patch cords



Fitted with ceramic ferrule connectors on each end
Individually packed and tested (report supplied)
Zipcord LSZH sheath

Pack	Cat.Nos	**OS 1/OS 2 (UPC) single-mode (9/125 µm) fibre optic cords**
		Optic losses max/Master: 0.25 dB For single-mode installations 9/125 µm, type OS 1/OS 2 Yellow sheaths
		SC/SC duplex cords
3	0 326 00	Length: 1 m
3	0 326 01	Length: 2 m
3	0 326 02	Length: 3 m
		SC/LC duplex cords
3	0 326 03	Length: 1 m
3	0 326 04	Length: 2 m
3	0 326 05	Length: 3 m
		LC/LC duplex cords
3	0 326 28	Length: 0.5 m
3	0 326 06	Length: 1 m
3	0 326 07	Length: 2 m
3	0 326 08	Length: 3 m
3	0 326 29	Length: 5 m
		LC/LC Uniboot duplex cords Reversible polarity
3	0 326 86	Length: 1 m
3	0 326 87	Length: 2 m
3	0 326 88	Length: 3 m
3	0 326 89	Length: 5 m
3	0 326 92	Length: 10 m

Pack	Cat.Nos	**OM 4 (UPC) multimode (50/125 µm) fibre optic cords**
		Suitable for 10 Giga Ethernet networks Optic losses max/Master: 0.15 dB for multimode installations 50/125 µm, type OM 4 Aqua sheaths
		SC/SC duplex cords
3	0 326 30	Length: 1 m
3	0 326 31	Length: 2 m
3	0 326 32	Length: 3 m
		LC/LC duplex cords
3	0 326 33	Length: 0.5 m
3	0 326 34	Length: 1 m
3	0 326 35	Length: 2 m
3	0 326 36	Length: 3 m
3	0 326 37	Length: 5 m
		LC/LC Uniboot duplex cords Reversible polarity
3	0 326 95	Length: 1 m
3	0 326 96	Length: 2 m
3	0 326 97	Length: 3 m
3	0 326 98	Length: 5 m
3	0 326 99	Length: 10 m

Pack	Cat.Nos	**OM 3 (PC) multimode (50/125 µm) fibre optic cords**
		Suitable for 10 Giga Ethernet networks Optic losses max/Master: 0.25 dB For multimode installations 50/125 µm, type OM 3 Aqua sheaths
		SC/SC duplex cords
3	0 326 09	Length: 1 m
3	0 326 10	Length: 2 m
3	0 326 11	Length: 3 m
		SC/LC duplex cords
3	0 326 12	Length: 1 m
3	0 326 13	Length: 2 m
3	0 326 14	Length: 3 m
		LC/LC duplex cords
3	0 326 15	Length: 1 m
3	0 326 16	Length: 2 m
3	0 326 17	Length: 3 m

		OM 2 (PC) multimode (50/125 µm) fibre optic cords
		Optic losses max/Master: 0.25 dB For multimode installations 50/125 µm, type OM2 Orange sheaths
		ST/ST duplex cords
3	0 330 80	Length: 1 m
3	0 330 81	Length: 2 m
3	0 330 82	Length: 3 m
		SC/SC duplex cords
3	0 330 69	Length: 1 m
3	0 330 70	Length: 2 m
3	0 330 71	Length: 3 m
		ST/SC duplex cords
3	0 330 72	Length: 2 m
3	0 330 73	Length: 3 m
		LC/LC duplex cords
3	0 330 61	Length: 2 m
		SC/LC duplex cords
3	0 330 75	Length: 1 m
3	0 330 63	Length: 2 m
3	0 330 76	Length: 3 m
		LC/ST duplex cords
3	0 330 65	Length: 2 m

		Fibre optic feedthrough sockets
		Equipped with 2 inputs / 2 outputs duplex feedthrough Enable the connection of two fibre optics (fitted with their connectors) Supplied with protection caps Equipped with a clear nameplate holder 2 modules
		2 x ST fibre optic feedthrough socket Bayonet mount (STII compatible)
1	0 786 16	○ White
		2 x SC fibre optic feedthrough socket "Push-pull" connection
1	0 786 17	○ White
		2 x LC fibre optic feedthrough socket "Push-pull" connection
1	0 786 18	○ White

Legrand cabling system LCS³ Enclosures

server cabinets and cable entries

4 460 00

4 460 45

4 460 46

Server cabinets
Legrand offers a wide range of server and network cabinets, with flexibility, sustainability and service as the keywords. The server and network cabinets are widely applicable and modular in structure.

Specifications
- Colour: RAL 9011 (black)
- Frame: Aluminium, demountable
- Load capacity: 1500 kg (static)
- Front door: 80% perforated front door. Door is fitted with a Fix-easy swivel handle with a snap-in blind plug for profile-cylinder
- Rear door: 80% perforated double rear doors. Door is fitted with a Fix-easy swivel handle with a snap-in blind plug for profile-cylinder
- Roof: 3 or 4 cut outs with 2 or 3 blind plates and 1 cable entry brush Depending on the frame size
- Interior: The cabinet is equipped with 4 x 19"-profiles including height (U) indication

The distance to the cabinet front is set to 80 mm, the pitch to 740 mm
- Cable Management: The cabinet is equipped with two cable trays for cable management. Special features include toolless mount key holes for mounting vertical PDU's and fixation points to mount Plastic Cable Rings (4 460 57)
- Accessories: The cabinets are supplied with 20 cage nuts and screws
- Server cabinets are delivered excluding side panels

Server cabinets with airflow management
Legrand can provide server cabinets that are 600 or 800 mm wide with an airflow management package. These packages keep the loss of air to a minimum, which improves energy efficiency. The rest of the specifications are the same as the standard server cabinets.

LCS³ 19" server cabinets

Pack	Cat.Nos	Capacity	Width (mm)	Depth (mm)
1	4 460 00	42 U	600	1000
1	4 460 01	42 U	600	1100
1	4 460 02	42 U	600	1200
1	4 460 03	42 U	800	1000
1	4 460 04	42 U	800	1100
1	4 460 05	42 U	800	1200
1	4 460 06	46 U	600	1000
1	4 460 07	46 U	600	1100
1	4 460 08	46 U	600	1200
1	4 460 09	46 U	800	1000
1	4 460 10	46 U	800	1100
1	4 460 11	46 U	800	1200

LCS³ 19" server cabinets with airflow management

Pack	Cat.Nos	Capacity	Width (mm)	Depth (mm)
1	4 460 12	42 U	600	1000
1	4 460 13	42 U	600	1100
1	4 460 14	42 U	600	1200
1	4 460 15	42 U	800	1000
1	4 460 16	42 U	800	1100
1	4 460 17	42 U	800	1200
1	4 460 18	46 U	600	1000
1	4 460 19	46 U	600	1100
1	4 460 20	46 U	600	1200
1	4 460 21	46 U	800	1000
1	4 460 22	46 U	800	1100
1	4 460 23	46 U	800	1200

LCS³ side panels for server cabinet, set of 2, including plinths

Pack	Cat.Nos	Capacity	Width (mm)	Depth (mm)
1	4 460 24	42 U	-	1000
1	4 460 25	42 U	-	1100
1	4 460 26	42 U	-	1200
1	4 460 27	46 U	-	1000
1	4 460 28	46 U	-	1100
1	4 460 29	46 U	-	1200

LCS³ Flatpack server cabinets, including side panels

Flatpack cabinets have the same configuration as 4 460 00 - 4 460 11 respectively

Pack	Cat.Nos	Capacity	Width (mm)	Depth (mm)
1	4 460 30	42 U	600	1000
1	4 460 31	42 U	600	1100
1	4 460 32	42 U	600	1200
1	4 460 33	42 U	800	1000
1	4 460 34	42 U	800	1100
1	4 460 35	42 U	800	1200
1	4 460 36	46 U	600	1000
1	4 460 37	46 U	600	1100
1	4 460 38	46 U	600	1200
1	4 460 39	46 U	800	1000
1	4 460 40	46 U	800	1100
1	4 460 41	46 U	800	1200

Cable entry brush (roof)

Insert modules
The roof and/or floor plate of the cabinet have cut-aways that can be filled using various inserts. Depending on your situation, you can choose between a blank cover plate or cable entry brushes

Pack	Cat.Nos		Max. cross-section
1	4 460 45	Cable entry brushes (set)	405 x 115 mm

Cable entry blindplate (roof)

Insert modules
The roof and/or floor plate of the cabinet have cut-aways that can be filled using various inserts. Depending on your situation, you can choose between a blank cover plate or cable entry brushes

Pack	Cat.Nos		Max. cross-section
1	4 460 46	Covering plate RAL 9011	153 x 427 mm

2018

Legrand cabling system LCS³ Enclosures

cable clips



6 466 69

4 460 55

4 460 56

4 460 47

4 460 57

4 460 75

Pack	Cat.Nos	Vertical cable clip
1	6 466 68	This cable clip is used for finishing the assembly of cable bundles. The cable clip can be fitted to the 19" profiles Width: 45 mm Depth: 74 mm Delivery consists of: including assembly materials
1	6 466 69	**Horizontal cable clip** This cable clip is used for finishing the assembly of cable bundles. The cable clip can be fitted to the 19" profiles Width: 40 mm Depth: 86 mm Delivery consists of: including assembly materials
1	4 460 55	**Cable ducting, front to back, sliding** A telescopic cable duct can be used for guiding cables from the front to the back. The ducting can be attached to the side of the 19" profile. Cable entry foam can be used together with side sealing plates to optimise the airflow. The cable ducting can be adjusted from 550 to 800 mm Cable duct material: Sheet metal Finish: Galvanised Cable guide material: Plastic (noryl; halogen-free) Colour: Blue Variable depth: 550 - 800 mm Delivery consists of: Cable duct including fitting materials
1	4 460 56	**Mounting bracket (4x) for the cable cleat + 4x cable cleat** The cable cleats are used to make cabling as efficient as possible. Positioning the cable cleats alongside the 19" profile allows the cables to be guided in an optimum fashion The mounting brackets can be attached to the 19" profile at any height Material: Steel Finishing: Powder coated Unit: 1 U Mounting bracket (4x) for the cable cleat + 4x cable cleat What's in the box: 4 x 1 U mounting brackets and 4 x cable cleats with mounting materials
1	4 460 47	**Transport caster, removible set of 4** Casters provide you the option of moving your rack more often, more quickly and more easily. The casters are demountable, which means they can be removed or placed later on.

Pack	Cat.Nos	Plastic cable clip
1	4 460 57	The plastic cable clip is an 'eye' which can be used for cable management. It can be attached without tools to the standard cable trunking Set of 10 Material: Polyamide Fire class: UL94-V0 Width: 40 mm Depth: 78 mm
1 1	4 460 76 4 460 75	**Floor fixing set** The floor fixing set will secure the frame to several floor types. If a computer floor is being used, we recommend a direct attachment to a lower floor, this is possible by using a length of stud. The stud is not included in this set. Sockle height (mm) 100 25 What's in the box: 2 Z-profiles with integrated nuts, including mounting material

Legrand cabling system LCS³ Enclosures

cable ducts and accessories

4 460 60

4 460 60

4 460 62

4 460 70

Cable ducts are available to allow you to optimise the way cables are led to the cabinet. Cable ducts are flexible, modular and simple to install. They can be integrated seamlessly into the cabinet. Because this cabling system is attached directly to the cabinets, it is independent of its surroundings in which it is put to use. As the data center or server room grows, the cable management can easily grow with it, without having to make modifications to the structure of the building, such as anchoring to the ceiling
Two types of cable ducts are available: a narrow cable duct at the back of the cabinet or a wide cable duct along the middle of the cabinet

Wide cable ducts

The wide cable duct is placed by the central roof entry point and is suitable for guiding large amounts of cabling into the cabinet on the left and/or right, as is usual for patch cabinets. The wide cable duct has a partition so that e.g. fibre-optic and copper cables can be kept separate. This partition is movable
For large cabinets, both systems can be combined to achieve a triple compartmentalisation – the narrow cable duct plus the wide one with its separating partition. This approach allows the fibre-optic, copper data and power cables to be sufficiently separated. The cable ducts have waterfalls to create the correct radius of curvature for the cables. This makes it easier to get the cables in place and supports the cable structure at the side of the cabinet, so that the equipment can still be accessed easily
Material: Steel
Finishing: Powder coating
Height: 120 mm
Depth: 600 mm
RAL 9011

Pack	Cat.Nos	Width of the rack
1	4 460 64	600 mm
1	4 460 65	800 mm

Narrow cable ducts

The narrow cable duct is placed by the cabinet's rear roof cable entry points and it can be used for small amounts of cabling, e.g. connecting up servers
Material: Steel
Finishing: Powder coating
Height: 120 mm
Depth: 200 mm
RAL 9011

Pack	Cat.Nos	Width of the rack
1	4 460 60	600 mm
1	4 460 61	800 mm
		Partition
1	4 460 68	600 mm
1	4 460 69	800 mm

Covers and end plates for cable ducts

Covers can be fitted to cable ducts. They can be assembled directly onto the cable ducts. The covers keep content safely separated and provide protection against dust. The cable ducts can also be closed off at the end of the row using end plates. The covers and end plates do not require any cutting to size and in the colour RAL 9011
Material: Steel
Finishing: Powder coating
Depth of narrow cable duct: 200 mm
Depth of wide cable duct: 600 mm
RAL 9011

Pack	Cat.Nos Narrow cable duct	Cat.Nos Wide cable duct	
			Covers for cable ducts
1	4 460 62	4 460 66	Width of the rack: 600 mm
1	4 460 63	4 460 67	Width of the rack: 800 mm
	Narrow end plate	Wide end plate	**End plates for cable ducts**
1	4 460 70	4 460 71	Width of the rack: 600, 800 and 1000 mm
			Delivery consists of: including assembly materials

4 460 72

4 460 73

4 460 48

Pack	Cat.Nos	Cable bridges
1	4 460 72	Where a hot or cold corridor has to be crossed, a cable bridge can be used. The cable bridge is suitable for a wide or narrow cable duct. It can also be combined with aisle containment. The bridges use a sliding system so that the distance between the cable ducts can be bridged at any spot without any sawing being necessary. The cable duct can be installed at various distances along the depth of the corridor. It can be used for instance to save on the number of branches in the main supply or for intra-connectivity within the aisle containment. You can choose to use several bridges depending on the capacity required, or to keep various cables separate Material: Steel Finishing: Powder coating Height: 120 mm. Width: 150 mm RAL 9011 Usable length: 990 to 1750 mm Delivery consists of: including assembly materials

Pack	Cat.Nos	Covers for cable bridges
1	4 460 73	Covers can be fitted to the cable bridges. They are assembled directly onto the cable bridges. The covers keep content safely separated and provide protection against dust. It is possible to have the covers overlap so that multiple covers can be used to ensure proper coverage of the cable bridge Material: Steel Finishing: Powder coating Capacity: 150 mm RAL 9011 Usable length: 1030 mm Delivery consists of: including assembly materials

Pack	Cat.Nos	Connecting sets
1	4 460 48	Connecting sets are needed to connect cabinets together. Various combinations are available of both internal connector tubes and external connector plates. The external connector plates can be screwed onto the outsides of the structural uprights and are invisible when the door is closed. Make at least 2 connections in the front and back planes. You need 2 sets for 25U or more Set of internal and external rack connectors Material: Steel Finishing: Powder coating Capacity: 150 mm RAL 9011 External connecting set of 6 pieces Delivery consists of: including fastening materials

Legrand cabling system LCS³ Enclosures

aisle containment



Pack	Cat.Nos	Self-closing sliding door
		Mechanically self-closing sliding doors which provide an airtight enclosure for your aisle containment system The self-closing sliding door system is available in RAL 9011 The doors can be opened manually. After opening, the doors close by themselves. When the doors close, a soft closing mechanism ensures that the doors do not bang against each other unexpectedly. The door panels contain safety glass panels to guarantee the safety of your staff and to allow ambient light into the containment area, as well as making it possible to see into the corridors from outside
1	4 463 50	Automatic sliding door 1200 x 2000 (w x h)
1	4 463 51	Automatic sliding door 1200 x 2200 (w x h)
		Delivery consists of: Sliding door beam, set of doors and assembly materials

Pack	Cat.Nos	High Transparency Roof
		Your aisle containment solution can be fitted with a High Transparency Roof. These roof panels provide high translucency / light transmission – up to 83%. The roof panels are mounted on rails, separate from the server racks. The length is the overall length of the aisle containment, i.e. including the start and end panels
		High Transparency Roof
		Material: Steel
		Finishing: Powder coating
		RAL 9011
		If your corridor length is not mentionned please contact Legrand support for advice
		Length
1	4 460 73	4000 mm
1	4 463 53	6000 mm
1	4 463 54	8000 mm
1	4 463 55	9600 mm

Pack	Cat.Nos	Drop Away Panels
		FM APPROVED
		Drop Away Panels panels provide seamless integration of aisle containment solutions with sprinkler or water mist systems. In the event of a fire in the data center, the plastic Drop Away Panels panels automatically soften and drop down so that they do not cause an obstruction when the sprinklers are activated
		FM Approved: The panels meet 'FM Global' insurance requirements. Products with the 'FM Approved' mark meet the highest standards for safety and property loss prevention
		Drop Away Panels
		Material: Steel
		Finishing: Powder coating
		RAL 9011
		If your corridor length is not mentionned please contact Legrand support for advice
		Length
1	4 463 56	4000 mm
1	4 463 57	6000 mm
1	4 463 58	8000 mm
1	4 463 59	9600 mm

Pack	Cat.Nos	LED lighting
		LED Tubes are extremely easy to install. The suspension points are easy to position, allowing LED lighting to be fitted in a corridor in very little time. Once assembled, the LED Tube is highly flexible. The rotation capability in the tubes allows the lighting to be targeted specifically at particular pieces of equipment. The high lighting intensity and the energy efficiency of LED Tubes are particularly effective in the aisles of Next Generation corridors. Particularly when black racks are used, these LED Tubes provide improved visibility. LED Tubes can be easily extended using extension cords that are hidden away behind small covers so that they appear as a single whole. Each LED Tube can be fitted with a motion sensor so that the lights turn off if no motion is detected for a period of time. This functionality again underlines the energy efficiency of this lighting solution for a data center.
1	4 463 70	LED light 120 cm wide
1	4 463 71	LED light 120 cm wide with PIR sensor
1	4 463 72	Power cable, 4 metres, C14 connector
1	4 463 73	Plastic cover + power cable (10 cm), male-female connector

Legrand cabling system LCS³ Enclosures

MiniCube

4 461 70



6 468 26

Quick fixing

End cap with cable holder shape

Professionalizing IT infrastructure

With the adoption of cloud computing, many companies now have a need to reduce the size of their server rooms and to save energy costs. Do you have fewer applications running from your in-house server room than before? Do you only want to house your business critical information on site? Then the time has come to deploy an efficient, turnkey micro data center. Even if you want to access data more quickly - low latency - or if you want to optimise your server room, the MiniCube is the ideal solution. The MiniCube has everything you need for a full data center: housing, power supply, monitoring and cooling, all in a compact system. The MiniCube is fully preconfigured and truly plug-and-play.

Advantages

- Reliable and efficient solution for server rooms
- No dependency on the building, easy to deploy
- Use of proven technologies
- Turn-key solution, including installation and start-up

Standardisation: high
Cooling: in-rack
Racks: 1
Power distribution: 1
UPS: 1
Redundancy: N
Plug & Play: Yes
Completeness: total solution
Monitoring: onsite/remote
Cost-efficiency: high
Target use cases: hybrid IT, SME

Pack	Cat.Nos	MiniCube configuration
		Rack, suitable for installing IT-equipment. Cooling unit build on the top of the rack. UPS system to ensure continuity. PDU, connected to the UPS - the IT-equipment can be fed from this PDU. Dimensions 800 x 1200 x 2280 mm Certification CE/ IEC60950 Description Indoor use only. Ambient conditions: 10 °C – 55 °C
1	4 461 70	Legrand basic PDU Available space: 33 U
1	4 461 71	Intelligent PDU + Monitoring Available space: 31 U
1	4 461 72	Intelligent PDU + Monitoring and Automatic door opening system Available space: 30 U

Pack	Cat.Nos	Accessories
	3 109 30	Micro Data Center Accessories - MiniCube SNMP and Modbus communication card for UPS
1	6 468 62	Micro Data Center Accessories - MiniCube Legrand Zero-U PDU, 1PH 16A CEE input, C13 (20x), C19 (4x) outputs
1	**PXE-1493T-A6K1**	Micro Data Center Accessories - MiniCube Raritan PXE-1493T-A6K1, 1F 32A, 5m CEE, MCB 16A(2x), C13(20X), C19(4x), Red
1	6 468 26	Micro Data Center Accessories - MiniCube Legrand 19" PDU, 1m C20 input, SCHUKO (9x) outputs
1	6 468 27	Micro Data Center Accessories - MiniCube Legrand 19" PDU, 1m C20 input, UTE (9x) outputs
1	6 468 28	Micro Data Center Accessories - MiniCube Legrand 19" PDU, 1m C20 input, BS1363 (7x) outputs
1	6 468 29	Micro Data Center Accessories - MiniCube Legrand 19" PDU, 1m C20 input, T23 (10x) outputs

Legrand cabling system LCS³ Enclosures

cabling cabinets and accessories

4 460 80

4 460 95 - 4 460 96

4 460 97

4 460 98

19" cabling cabinets – 800 mm wide

The 800 mm wide racks are extremely suitable for use with patching, network and server equipment. The stand-alone racks come with (removable) side panels
Specifications:
- Frame: Aluminium, demountable
- Including a 25 mm or 100 mm plinth
- Load Capacity 1500 kg (static)
- Base size 800 mm wide
- Doors (800 and 1000 mm racks): (Clear) Glass front door, metal back door. Doors are right hinged and fitted with a Fix-easy swivel handle with an EK-333 cylinder lock
- Roof: 3 or 4 cut outs with 2 or 3 blind plates and 1 cable entry brush. Depending on the frame size
- Interior: The rack is equipped with 4 x 19"-profiles including height (U) indication. The distance to the rack front is set to 175 mm, the pitch to 740 mm. In case of 800 mm deep racks, the distance to the back is set to 87,5 mm (pitch is 537,5 mm in that case)
- Accessories: The racks are supplied with 20 cage nuts and screws

Pack	Cat.Nos	Capacity	Width (mm)	Depth (mm)	Height (mm)
1	4 460 80	25 U	800	800	1300
1	4 460 81	25 U	800	1000	1300
1	4 460 82	37 U	800	800	1800
1	4 460 83	37 U	800	1000	1800
1	4 460 84	41 U	800	800	2000
1	4 460 85	41 U	800	1000	2000
1	4 460 86	46 U	800	800	2200
1	4 460 87	46 U	800	1000	2200

LCS³ 19" Cabling Cabinet, Extended Plinth
The extended plinths will heighten the cabinet by 75mm to make room for airflow and/ or cabling. The front and rear plinths are perforated to create a natural airflow in the cabinet.

Pack	Cat.Nos	Capacity	Width (mm)	Depth (mm)	Height (mm)
1	4 460 88	41 U	800	800	2075
1	4 460 89	41 U	800	1000	2075
1	4 460 90	46 U	800	800	2275
1	4 460 91	46 U	800	1000	2275

Cable trunking

Cable trunking is available in 2 heights. It is suitable for vertical cable management. Cables can be attached to the trunking using tie-wraps and/or Velcro. The trunking can easily be fitted from the inside (left or right) to the upper and lower frame
Material: Sheet steel
Finishing: Galvanised

Pack	Cat.Nos	Height	Width
1	4 460 95	41 U	200 mm
1	4 460 96	46 U	200 mm

Delivery consists of: 1 cable trunking element including fasteners

Triple fan unit with IEC connectors

The triple fan unit allows you to cool the rack. The flow with no load is 480 m³/h. Under normal loads it will be over 300 m³/h. The connection is made using IEC-320 C13 connectors. The fan units can be combined together using a cable with IEC-320 C13 / C14 connectors. As an additional option, this fan unit can be switched automatically using the 4 460 98 thermostat

Pack	Cat.Nos	Flow under normal load
1	4 460 97	310 m³/h

Delivery consists of: 1 fan unit, 1 power cable, 1 extender cable including fastenings

Thermostat for triple fan unit

The thermostat can be used together with the triple fan unit and a roof plate
The thermostat ensures that the fan switches on at a temperature you have selected

Pack	Cat.Nos
1	4 460 98

230VAC / 50Hz - 110mA - 23 dB - 12 watt
Delivery consists of: 1 fan unit including assembly materials

4 460 50

4 460 52

4 460 57

Assembly profiles including cable guides

The cable guides are ideal for achieving clearly ordered and arranged cabling. A cable guide is 87 mm long. It can be fitted and removed without machine tools. Cables can be laid per 1 U. The radius is particularly suitable for fibre-optic cables There is room for 24 cables per 1 U. The assembly profile including cable guides cannot be used in a rack that is 600 mm wide
Halogen-free
Fire class: UL94-V0
Material: Polyamide
Colour: RAL 5015
10 cable guides front

Pack	Cat.Nos	Height	Capacity	Height (mm)
1	4 460 50	41 U	38 U	2000
1	4 460 51	46 U	43 U	2200
1	4 460 54	20 cable guides (without profile)		

Delivery consists of: assembly profile, cable guides including fasteners

Assembly profiles including high-volume cable guide on 19" profiles

The high-volume cable guides are ideal for rapid and effective cabling. This high-volume solution allows you to guide more cables than normal cable guides do
Material: Polyamide
Colour: Black

Pack	Cat.Nos	
1	4 460 99	6 U assembly profile
1	4 460 52	41 U assembly profile
1	4 460 53	46 U assembly profile

Delivery consists of: including assembly materials

Plastic cable clip

The plastic cable clip is an ‘eye’ which can be used for cable management. It can be attached without tools to the standard cable trunking. Set of 10
Material: Polyamide
Fire class: UL94-V0

Pack	Cat.Nos	Width (mm)	Depth (mm)
1	4 460 57	40	78

Legrand cabling system LCS³ Enclosures

cabling openrack and accessories


4 461 50

4 461 52

4 461 54

4 461 57

4 461 55

4 461 58

4 461 56

4 461 59

Pack	Cat.Nos	Cabling openrack and accessories
1	4 461 50	Punched hole channel rack, 7ft x 24", black, 3/8" square hole
1	4 461 52	Cable duct with door
1	4 461 54	Hexanal cable throughs (set of 6)
1	4 461 55	Bend limiting clips (set of 12)
1	4 461 56	Cable management spools (set of 4)
1	4 461 57	Cable management rings
1	4 461 58	Cable duct mounting brackets (top of rack Cablofil)
1	4 461 60	Overhead Cable Pathway, 5 U, 19"
1	4 461 59	Horizontal cable manager
1	0 465 70	19'' cable manager with cover - 1 U
1	0 465 71	19'' cable manager with cover - 2 U
1	0 464 23	Screws

Legrand cabling system LCS³ Enclosures

wall mounting enclosures

4 461 80

4 461 90

4 461 91

4 461 92

Pack	Cat.Nos	Wall mounting enclosures with glass door
		The basic frame consists of a wall element with an integrated strain relief profile, four bars running front to back, two cable entry plates (top and bottom) and a set (2 pcs) of 19" profiles. The depth of the 19" profiles can be adjusted in steps of 50 mm. The cable holes always fit because the installation engineer can change their size on the spot thanks to the handy bend-away fingers. The 19" profiles have a pattern of holes on the side to allow accessories to be fitted. The casing consists of two identical upper and lower panels with ventilation slots at the rear, two identical side panels and a Securit glass door with an EK-333 cylinder lock with a handle Width: 600 mm Colour: RAL 7047 Finishing: Powder coating Max. load: 100 kg Delivery consists of: 1 rear plate, 4 depthwise bars, 2 cable entry plates, 2 19" profiles, 2 roof and floor plates, 2 side panels, 1 glass door, 1 assembly set, including assembly guide

Pack	Cat.Nos	Capacity	Width (mm)	Depth (mm)	Height (mm)
1	4 461 80	6 U	600	525	342
1	4 461 81	9 U	600	525	476
1	4 461 82	9 U	600	625	476
1	4 461 83	12 U	600	525	609
1	4 461 84	12 U	600	625	609
1	4 461 85	15 U	600	525	742
1	4 461 86	15 U	600	625	742
1	4 461 87	21 U	600	625	1009

Accessories

Pack	Cat.Nos	
1	4 461 90	**Cable entry strip for wall enclosure** For dust-free cable entry, instead of the top and/or bottom cable entry plate. Suitable for wall enclosure Delivery consists of: 1 (360 mm) cable entry brush, including fastenings
1	4 461 91	**Corner guide set** The corner guide set supports heavy 19" equipment. The corners are fitted to the sides of the 19" profiles and therefore do not use up any height units in the front plane. Suitable for wall enclosure Material: Sheet steel Colour: Sendzimir Delivery consists of: 1 corner guide support (left), 1 corner guide support (right), including fastening materials
		Roof plate with integrated fan unit This fan unit can be added as an option to generate a forced flow of cooling air through the wall enclosure. To do that, the existing roof panel must be removed and replaced with this Cat.No. The 4 460 98 thermostat can be used in combination with this roof plate. Delivery consists of: 1 roof plate with 2 fan units, including assembly materials
1	4 461 92	525 mm (d)
1	4 461 93	625 mm (d)

Legrand cabling system LCS³ Enclosures

accessories for wall mounting enclosures



6 466 69

4 461 95

Pack	Cat.Nos	LCS³ Accessories
1	4 460 98	Thermostat
1	6 466 68	Cable Ring vertical
1	6 466 69	Cable Ring horizontal
		19" profiles
		The flat profiles can be used when fitting shelves of equipment is desired (with attachments front and back)
		Delivered in sets of 2
1	4 461 95	6 U (h)
1	4 461 96	9 U (h)
1	4 461 97	12 U (h)
1	4 461 98	15 U (h)
1	4 461 99	21 U (h)
		Glazed doors
		Glass panel door with clear glass for the MWE enclosure
		Width: 600 mm
1	9 004 73	Glass door 6 U
1	9 004 74	Glass door 9 U
1	9 004 75	Glass door 12 U
1	9 004 76	Glass door 15 U
1	9 004 77	Glass door 21 U

Legrand cabling system LCS³ Enclosures

19" accessories

0 465 22

0 465 23

0 465 29

0 465 32

4 462 10

Pack	Cat.Nos	19" cable feedthrough panels
		They ensure the correct arrangement and routing of the patch cords. RAL 9005 black
		Metal, 2 axes, Quick-Fix
		Horizontal feedthrough passage. With cable rings plastic cable guide with controlled radius for optimum cord protection (compliance with the bending radius)
		Quick installation without screws
1	**0 465 22**	1 U
1	**0 465 23**	2 U
		Plastic with brush, direct clipping
1	0 465 28	1 U
1	0 465 29	2 U
		Metal with brush, Quick-Fix
		Quick installation without screws
1	0 465 30	1 U
1	0 465 31	2 U
		1 U front panel
25	4 462 10	The plastic front panel serves to seal off the 19" area so that it is airtight. The front panel have been specially designed to make installation easy and to form an airtight 19" seal. The front panel is easy to mount between the 19" profiles. No materials are needed for securing the front panel. Air tight accessories enable energy savings by preventing air leakage
		Plastic RAL9005, 25 pieces
		19" blanking plates
		RAL 9005 black
		Plastic, direct clipping
1	0 465 32	1 U
1	0 465 33	2 U
		Metal, Quick-Fix
		Quick installation without screws
1	0 465 38	1 U
1	0 465 39	2 U
1	0 465 40	3 U
		19" lighting kit
		19" metal panel equipped with a lighting kit with switch
		Quick installation without screws
		Supplied with fluorescent tube
		230 V~ - 8 W
1	0 464 85	1 U

Legrand cabling system LCS³ Enclosures

19" accessories (continued)

0 465 01

0 465 22

0 465 06

0 465 29


4 462 15

4 462 11

Pack	Cat.Nos	Fixed shelves
		For 19" cabinets and server cabinets, Bati racks and Altis cabinets Quick installation without screws. RAL 9005 black
		Suspended installation on 2 x 19" risers
1	**0 465 00**	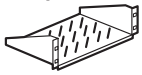 Height 2 U. Maximum load 15 kg Depth 115 mm
1	**0 465 01**	Depth 200 mm
1	**0 465 02**	Depth 360 mm
		Installation on 4 x 19" risers
		Height 1 U. Maximum load 50 kg
1	0 465 05	 Shelf depth 425 mm For depth 600 mm
1	0 465 06	Shelf depth 625 mm For depth 800 mm
1	0 465 07	Shelf depth 825 mm For depth 1000 mm

Pack	Cat.Nos	Telescopic shelves
		For 19" cabinets and server cabinets, Bati racks and Altis cabinets Quick installation on 4 x 19" risers Height 1 U. Maximum load: 50 kg. RAL 9005 black
1	0 465 08	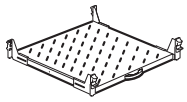 Shelf depth 425 mm For depth 600 mm
1	0 465 09	Shelf depth 625 mm For depth 800 mm
1	0 465 10	Shelf depth 625 mm For depth 1000 mm

Pack	Cat.Nos	Heavy duty shelves
		Maximum load: 100 kg Fastening to the 4 x 19" risers using screws. RAL 9005 black
1	0 465 17	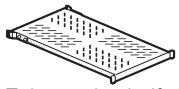 Fixed shelf, depth 820 mm, 1U For cabinets with depth 1000 mm and server cabinets
1	0 465 18	Telescopic shelf, depth 820 mm, 2 U For server cabinets

Pack	Cat.Nos	Keyboard shelf
		For 19" cabinets and server cabinets, Bati racks and Altis cabinets For depth 800 mm and 1000 mm Fastening to the 4 x 19" risers using screws Maximum load: 50 kg. RAL 9005 black
1	0 465 19	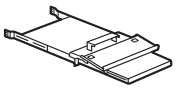 It can accept: - a computer screen - a keyboard on retractable support - a mouse on a sliding shelf with built-in pad mouse or CD housing

Pack	Cat.Nos	Set of 2 fixed guide rails
		For 19" cabinets and server cabinets, racks and Altis cabinets Installation on 4 x 19" risers Maximum load: 50 kg
1	0 465 11	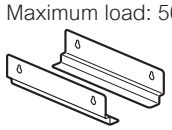 For depth 600 mm
1	0 465 12	For depth 800 mm
1	0 465 13	For depth 1000 mm

Pack	Cat.Nos	Fixed shelves
1	4 462 15	Shelf, variable 100kg - 19" x 700 x 25mm (w x d x h) - RAL9011
1	4 462 11	Cable entry plate - 19" x 1,5mm x 2 U (l x d x h) RAL 9011
1	4 462 12	Cable entry foam - 19" x 2 U RAL 9011

Pack	Cat.Nos	Temperature management
		1 U ventilation drawers For internal air circulation. Fix on 2 x 19" uprights ON/OFF switch. Supplied with power supply cord 230V~ Black RAL 9005
1	0 464 89	Drawer with 2 fans Depth 150 mm
1	0 464 90	Drawer with 4 fans Depth 300 mm
		Thermostat
1	0 348 48	Adjustable from 5 to 60 °C, 230 V∿, 50/60 Hz NC contact (5 A) and NO contact (10 A) Magnet fastening

Pack	Cat.Nos	Fixing screws
		Set of 50 cage nuts, 50 plastic washers and 50 x M6 screws
1	0 364 54	With 9.5 mm cage nuts

Pack	Cat.Nos	Self-adhesive document holders
		Open - RAL 7035

		Ext. dimensions		Int. dimensions		
		Height (mm)	Width (mm)	Height (mm)	Width (mm)	Depth (mm)
1	0 365 80	235	340	200	310	18
1	0 365 81	165	260	130	230	18

		Closed - RAL 7035
1	0 365 82	Rigid plastic - IP 50 Int. dimensions: 324 x 120 x 18 mm
		Transparent
1	0 097 99	Soft plastic, A4 - 305 x 220 mm

Legrand cabling system LCS³ Energy Distribution

PDUs

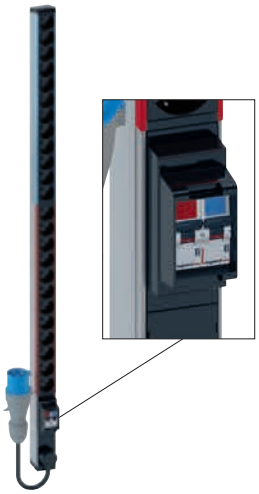

6 468 53

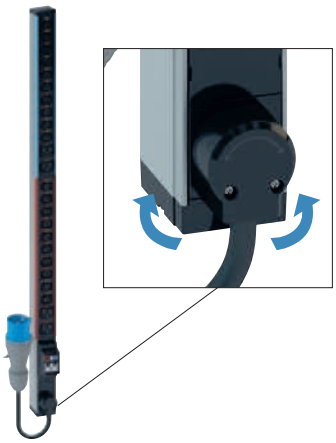

6 468 61

To provide ∿ electric power for IT equipments in 19" enclosures
Single phase 230 V - 50/60 Hz power supply
Zero-U PDU for vertical mounting in the cabinet
PDU with 2 circuits protected by 16 A uni+neutral MCB in a support with projecting edges to avoid accidental breakdown
Each circuit is identified by color coding
The total number of outlets is distributed equally between the 2 circuits
330° rotating cable input for a perfect orientation of the cable and no interference in the cabinet
2P+E outlets:
- C13 and C19 standard outlets are equipped with cord locking system to avoid any accidental disconnection. Universal solution compatible with all the cords (C14 plugs for C13 and C20 plugs for C19)
- French, German and British standard outlets are equipped with blanks
- French and German standard outlets are inclined at 55°
Delivered with 2 sets of metallic mounting brackets:
- Button brackets. For quick fixing and variable pitch
- Standard brackets. For screw fixing
Black modules (outlets and functions). Aluminium profile
To provide ⩓ electric power for IT equipments in 19" enclosures
Three phase 380 V - 50/60 Hz power supply
Zero-U PDU for vertical mounting in the cabinet
Each circuit is protected by 16 A single pole MCB in a support with projecting edges to avoid accidental breakdown
1 circuit per phase, each with 6 IEC 60320 C13 outlets and 2 IEC 60320 C19 outlets
330° rotating cable input for a perfect orientation of the cable and no interference in the cabinet C13 and C19 standard outlets are equipped with cord locking system to avoid any accidental disconnection. Universal solution compatible with all the cords (C14 plugs for C13 and C20 plugs for C19)
Delivered with 2 sets of metallic mounting brackets:
- Button brackets. For quick fixing and variable pitch
- Standard brackets. For screw fixing
Black modules (outlets and functions)
Aluminium profile

Pack	Cat.Nos	Standard
		German standard
1	6 468 52	24 outlets Connection on terminal block up to 6 mm²
1	6 468 53	24 outlets 3 m power supply cord with IEC 60309 32 A 2P+E plug
		British standard
1	6 468 54	24 outlets Connection on terminal block up to 6 mm²
		French standard
1	6 468 50	24 outlets Connection on terminal block up to 6 mm²
1	6 468 51	24 outlets 3 m power supply cord with IEC 60309 32 A 2P+E plug
		CORD LOCKING SYSTEM **IEC 60320 standard**
1	6 468 56	24 C13 outlets with cord locking system Connection on terminal block up to 6 mm²
1	6 468 57	24 C13 outlets with cord locking system 3 m power supply cord with IEC 60309 32 A 2P+E plug
1	6 468 60	20 C13 outlets + 4 C19 outlets with cord locking system. Connection on terminal block up to 6 mm²
1	6 468 61	20 C13 outlets + 4 C19 outlets with cord locking system. 3 m power supply cord with IEC 60309 32 A 2P+E plug

Pack	Cat.Nos	With ammeter
		Measure consumption to provide better installation management: balancing circuits, displaying available capacity, preventing overloads and power failures 1 ammeter per circuit Rotating display to ensure a perfect reading whatever the PDU mounting direction is (horizontal, vertical with top or bottom power supply input)
		CORD LOCKING SYSTEM **IEC 60320 standard**
1	6 468 65	20 C13 outlets + 4 C19 outlets with cord locking system. Connection on terminal block up to 6 mm²

Legrand cabling system LCS³ Energy Distribution

PDUs



6 468 75

To provide ∿ electric power for IT equipments in 19" enclosures
Single phase 230 V - 50/60 Hz power supply
Zero-U PDU for vertical mounting in the cabinet
PDU with 2 circuits protected by 16 A uni+neutral MCB in a support with projecting edges to avoid accidental breakdown
Each circuit is identified by color coding
The total number of outlets is distributed equally between the 2 circuits
330° rotating cable input for a perfect orientation of the cable and no interference in the cabinet
2P+E outlets:
- C13 and C19 standard outlets are equipped with cord locking system to avoid any accidental disconnection. Universal solution compatible with all the cords (C14 plugs for C13 and C20 plugs for C19)
- French, German and British standard outlets are equipped with blanks
- French and German standard outlets are inclined at 55°
Delivered with 2 sets of metallic mounting brackets:
- Button brackets. For quick fixing and variable pitch
- Standard brackets. For screw fixing
Black modules (outlets and functions). Aluminium profile
To provide A electric power for IT equipments in 19" enclosures
Three phase 380 V - 50/60 Hz power supply
Zero-U PDU for vertical mounting in the cabinet
Each circuit is protected by 16 A single pole MCB in a support with projecting edges to avoid accidental breakdown
1 circuit per phase, each with 6 IEC 60320 C13 outlets and 2 IEC 60320 C19 outlets
330° rotating cable input for a perfect orientation of the cable and no interference in the cabinet C13 and C19 standard outlets are equipped with cord locking system to avoid any accidental disconnection. Universal solution compatible with all the cords (C14 plugs for C13 and C20 plugs for C19)
Delivered with 2 sets of metallic mounting brackets:
- Button brackets. For quick fixing and variable pitch
- Standard brackets. For screw fixing
Black modules (outlets and functions)
Aluminium profile

Pack	Cat.Nos	Standard
1	CORD LOCKING SYSTEM 6 468 70	**IEC 60320 standard** 18 C13 outlets + 6 C19 outlets with cord locking system. 3 m power supply cord with IEC 60309 32 A 3P+N+E plug
		With ammeter Measure consumption to provide better installation management: balancing circuits, displaying available capacity, preventing overloads and power failures 1 ammeter per circuit Rotating display to ensure a perfect reading whatever the PDU mounting direction is (horizontal, vertical with top or bottom power supply input)
1	CORD LOCKING SYSTEM 6 468 75	**IEC 60320 standard** 18 C13 outlets + 6 C19 outlets with cord locking system. 3 m power supply cord with IEC 60309 32 A 3P+N+E plug

AN INNOVATIVE TECHNICAL SOLUTION: CORD LOCKING SYSTEM
Very easy to identify thanks to the orange buttons next to each outlet

Legrand cabling system LCS³ Energy Distribution

PDUs



6 468 12

6 468 24

To provide ∿ electric power for IT equipments in enclosures. 230 V - 50/60 Hz power supply. 1U aluminium profile. End cap with metallic brackets and cable holder shape. Quick fixing (no screws) on 19" fixing centers. Can also be installed vertically by reverting the brackets (no screws).
2P+E outlets:
- C13 and C19 standard outlets are equipped with cord locking system to avoid any accidental disconnection. Universal solution compatible with all the cords (C14 plugs for C13 and C20 plugs for C19).
- French, German and British standard outlets are equipped with blanks
- French and German standard outlets are inclined at 55°
Black modules (outlets and functions)

Pack	Cat.Nos	19" - PDU standard
		German standard 3 m power supply cord with 16 A 2P+E French/ German plug
1	6 468 06	6 outlets
1	6 468 12	9 outlets
		British standard 3 m power supply cord with 13 A 2P+E British plug
1	6 468 13	8 outlets
		French standard 3 m power supply cord with 16 A 2P+E French/ German plug
1	6 468 05	6 outlets
1	6 468 10	9 outlets
1	6 468 11	9 tamperproof red outlets
	CORD LOCKING SYSTEM	**IEC 60320 standard** Connection on terminal block (except Cat.No 6 468 15)
1	6 468 14	10 C13 outlets with cord locking system
1	6 468 15	12 C13 outlets with cord locking system
		3 m power supply cord with 16 A IEC 60309 2P+E
1	6 468 09	6 C13 outlets + 2 C19 outlets with cord locking system
1	6 468 07	6 C19 outlets with cord locking system

Pack	Cat.Nos	10" - PDU standard
		1 m power supply cord 2P+E French/German plug
		4 x 2P+E outlets
1	6 468 01	German standard
1	6 468 00	French standard

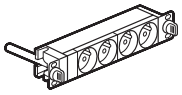

Pack	Cat.Nos	19" - PDU with power indicator or luminous switch
		LED indicator gives information whether the PDU is supplied with power or not LED indicator switch powers on/off the total PDU
		German standard 3 m power supply cord with 16 A 2P+E French/ German plug
1	6 468 21	9 outlets and 1 power indicator
1	6 468 23	8 outlets and 1 luminous switch
		British standard 3 m power supply cord with 13 A 2P+E British plug
1	6 468 24	6 outlets and 1 luminous switch
		French standard 3 m power supply cord with 16 A 2P+E French/ German plug
1	6 468 20	9 outlets and 1 power indicator
1	6 468 22	8 outlets and 1 luminous switch

Legrand cabling system LCS³ Energy Distribution

PDUs

6 468 36

To provide ∿ electric power for IT equipments in enclosures. 230 V - 50/60 Hz power supply. 1U aluminium profile. End cap with metallic brackets and cable holder shape. Quick fixing (no screws) on 19" fixing centers. Can also be installed vertically by reverting the brackets (no screws).
2P+E outlets:
- C13 and C19 standard outlets are equipped with cord locking system to avoid any accidental disconnection. Universal solution compatible with all the cords (C14 plugs for C13 and C20 plugs for C19).
- French, German and British standard outlets are equipped with blanks
- French and German standard outlets are inclined at 55°
Black modules (outlets and functions)

Pack	Cat.Nos	19" - PDU with protection devices
		MCB and RCBO support with projecting edges to avoid accidental breakdown 3 m power supply cord with 16 A 2P+E French/German plug
		German standard
1	6 468 31	6 outlets and a 16 A single pole Micro Circuit Breaker
		French standard
1	6 468 30	6 outlets and a 16 A single pole Micro Circuit Breaker
1	6 468 33	6 outlets and a 16 A 30 mA Residual-current Circuit Breaker with Overcurrent protection
		19" - PDU with surge protection
		Protect against mains overvoltages while keeping outlets energised With light indicators: - one LED (white) gives information whether the PDU is supplied with power or not - one LED (green) indicates when surge protection module is efficient or must be replaced Hotswappable surge protection module Cat.No 6 468 97 (replacement keeping the PDU and its outlets powered on) With luminous switch 3 m power supply cord with 16 A 2P+E French/German plug
1	6 468 36	6 outlets - German standard
1	6 468 35	6 outlets - French standard

Pack	Cat.Nos	19" - PDU with ammeter
		Measure consumption to provide better installation management: balancing circuits, displaying available capacity, preventing overloads and power failures Measure total PDU current Rotating display to ensure a perfect reading whatever the PDU mounting direction is (horizontal, vertical with top or bottom power supply input)
		German standard 3 m power supply cord with 16 A 2P+E French/German plug
1	6 468 41	6 outlets
		French standard 3 m power supply cord with 2P+E French/German plug
1	6 468 40	6 outlets
		IEC 60320 standard With integrated universal plug locking system Connection on terminal block
1	6 468 43	6 C13 outlets with cord locking system
1	6 468 45	6 C13 outlets + 1 C19 outlet with cord locking system
1	6 468 44	6 C19 outlets with cord locking system

6 468 90

0 465 46 + 0 465 47

Pack	Cat.Nos	PDU to be equipped
		For self assembly with Mosaic wiring device modules Quick fixing (no screws) on 19" uprights Aluminium profile
1	6 468 98	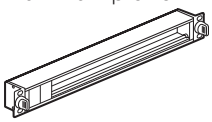 PDU 19" Capacity: 16 Mosaic modules
1	6 468 99	PDU 10" Capacity: 8 Mosaic modules

Pack	Cat.Nos	PDU accessories
		Locking caps To block the use of an outlet. A key is necessary to remove the cap and free the access Light grey
1	6 468 90	Set of 6 locking caps for French and German standard outlet + 1 key
1	6 468 92	Set of 6 locking caps for British standard outlet + 1 key
1	6 468 94	Set of 6 locking caps for C13 standard outlet + 1 key
1	6 468 95	Set of 6 locking caps for C19 standard outlet + 1 key
		Surge protection module To replace used module on PDU With light indicators: - one LED (white) gives information whether the PDU is supplied with power or not - one LED (green) indicates when surge protection module is efficient or must be replaced Hotswappable: replacement keeping the PDU and its outlets powered on
1	6 468 97	Surge protection replacement module

Pack	Cat.Nos	Multi-applications DIN rail
		For mounting modular devices (circuit breakers, Legrand multimedia network components, etc) Capacity: 24 modules Height 4 U Screw fixing on 19" uprights(1)
1	0 465 46	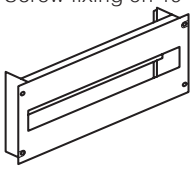 DIN profile rail with front panel Supplied with blanking plates 24 modules Black RAL 9005
1	0 465 47	Rear cover 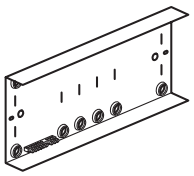 To be used for high current applications (greater than 50 V) Used with Cat.No 0 465 46 Ensures IP XXB Supplied with terminal block (8 + 1 connections)

Performance table

	Supported network protocol	SIZES OF COMPONENTS				LINK SIZES (CHANNEL)			
		Cat. 8 STP	Cat. 6$_A$ STP	Cat. 6 UTP	Cat. 6 FTP	Class I	Class E$_A$		Class E
		2000 MHz	500 MHz	250 MHz	250 MHz	2000 MHz	500 MHz	250 MHz	250 MHz
		40 Giga	10 Giga	1 Giga	1 Giga	40 Giga	10 Giga	1 Giga	1 Giga
Attenuation (dB) Signal loss	LCS³ ISO 11801 edition 3	1.5	0.13 0.45 max	0.06 0.32 max	0.09 0.32 max	32.7	35.4 42.1 max	24.1 28.9 max	25.7 30.7 max
Return loss (dB) Resistance to echo	LCS³ ISO 11801 edition 3	1.2	17.05 14 min	26.59 20 min	29.8 16 min	8	16.4 8 min	22.1 10 min	38.8 10 min
Next (dB) Resistance to disturbances between pairs(1)	LCS³ ISO 11801 edition 3	12.9	37.46 37 min	56.93 46 min	51.3 46 min	9.8	38.1 29.2 min	54 35.3 min	53.9 35.3 min

PoE+ READY Performance stability and long-lasting product capabilities guaranteed for a POE signal up to 100 W

Compliance with LCS³ system standards and approvals

The LCS³ system and its components (de-embedded) comply with the current standards:
- EIA/TIA 568 B2.10
- EN 50173-1 and EN 50173-2
- ISO/IEC 11801 edition 3 (2017)

The LCS³ system supports 10 G applications Base T up to 100 m in a transmission channel in compliance with ISO/IEC 11801 edition 3.0 (2017) and EIA/TIA 568 C2-1 standards
The class I link of the LCS³ system is also compliant with ISO/IEC 11801 edition 3.0 (2017) and EIA/TIA 568 C2-1 standards. LCS³ systems are certified by the independent lab 3P, a point of reference for the sector

New denominations of LAN cables (according to ISO 11801-2)

They indicate: "Type of cable shielding" / "type of twisted pair shielding" followed by TP (twisted pairs)

Cable type		Cable shielding	Twisted pair shielding
old denomination	new denomination		
SSTP	S/FTP	S: screen consisting of a copper braid	F: screen consisting of alu/ polyester ribbon
SFTP	SF/UTP	SF: ribbon + braid association	U: no screen
STP	U/FTP	U: no screen	F: screen consisting of alu/polyester ribbon
FTP	F/FTP	F: screen consisting of alu/polyester ribbon	F: screen consisting of alu/polyester ribbon
FTP	F/UTP	F: screen consisting of alu/polyester ribbon	U: no screen
UTP	U/UTP	U: no screen	U: no screen

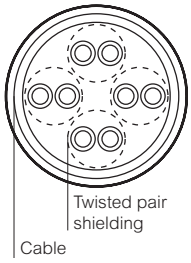

The Innoval training center gives the possibility of obtaining LCS³ approval at **legrand.com**

25-year guarantee: Legrand guarantees the long term performance of the LCS³ system at **legrand.com**

Main characteristics of LCS³ systems

	LCS³ 8	LCS³ 6$_A$	LCS³ 6	LCS³ 5e
Frequency	2000 MHz	500 MHz	250 MHz	100 MHz
Delivery	40 Gbit/s	10 Gbit/s	1 Gbit/s	1 Gbit/s
Wiring	Copper	Copper	Copper	Copper
Connectors	RJ 45	RJ 45	RJ 45	RJ 45
Max. cable length	30 m	100 m	100 m	100 m

Maintenance performance

GARANTIE 25 ans PERFORMANCE legrand

Legrand guarantees the long-term performance of the LCS³ system by providing a 25-year performance guarantee

Performance in case of installation with zone distribution box (consolidation point)

Maximum recommended lengths for the connections, in order to guarantee system performance when using copper feedthrough RJ 45 sockets and/or RJ 45 sockets

	Associated length (m)		Connections
	Cords	Cables	
Cat. 6$_A$	8	70	78
	15	60	75
	20	55	75
Cat. 6	8	70	78
	15	60	75
	20	55	75
Cat. 5e	8	75	83
	15	65	80
	20	60	80

The use of cables as short as possible is recommended, in order to increase flexibility as far as cord lengths in case of reconfiguration

Dimensions (mm)

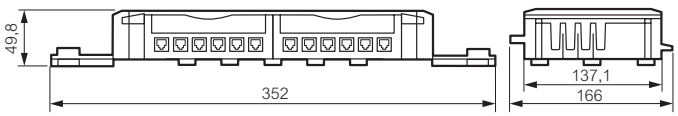

Technical characteristics

- Connectors connected using 900 µm and 250 µm fibre optics
- Maximum weakening 0.3 dB
- Perfectly suited for high delivery systems: 10 Gigabit Ethernet
- Operating temperature: from 0 to 65°C
- Shallow depth connectors

New optical classes according to ISO/IEC 11801 edition 3 (2017)

Optical connection parameters according to ISO 11801 / EN 50173

	Multimodes		Singlemode	
Parameter	**850 nm**	**1 300 nm**	**1 310 nm**	**1 550 nm**
Fibre attenuation dB/km	3.5 max	1.5 max	1.0	1.0
Bandwidth MHz.km	200 min	500 min	n/a	n/a
Connector attenuation dB	0.75 max	0.75 max	0.75 max	0.75 max
Return loss dB	20 min	20 min	26 min	26 min

Typical diagram of a fibre optic connection between 2 distributors

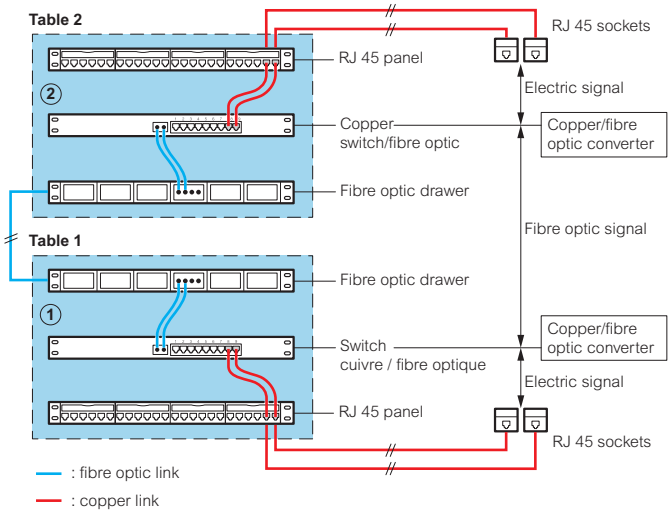

Maximum length of a channel with the use of fibre optic

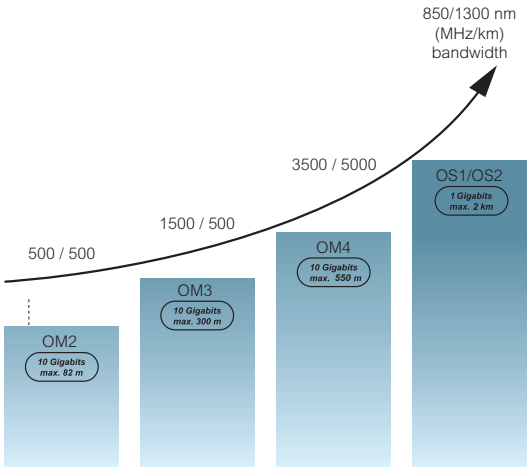

Protocols (max. length)	**Multimode**			**Singlemode**
	OM2	OM3	OM4	OS1/OS2
10 Gigabit Ethernet (base S/R)	82 m	300 m	550 m(1)	NA
Giga Ethernet (base LX)	550 m	550 m	550 m	2 km
Giga Ethernet (base SX)	550 m	550 m	1100 m	NA

TIA 568

IEEE 802.3 applications

1: Technical solution using a fibre optic cable with maximum attenuation 3 dB/km and a wave length of 850 nm

PDU Zero-U

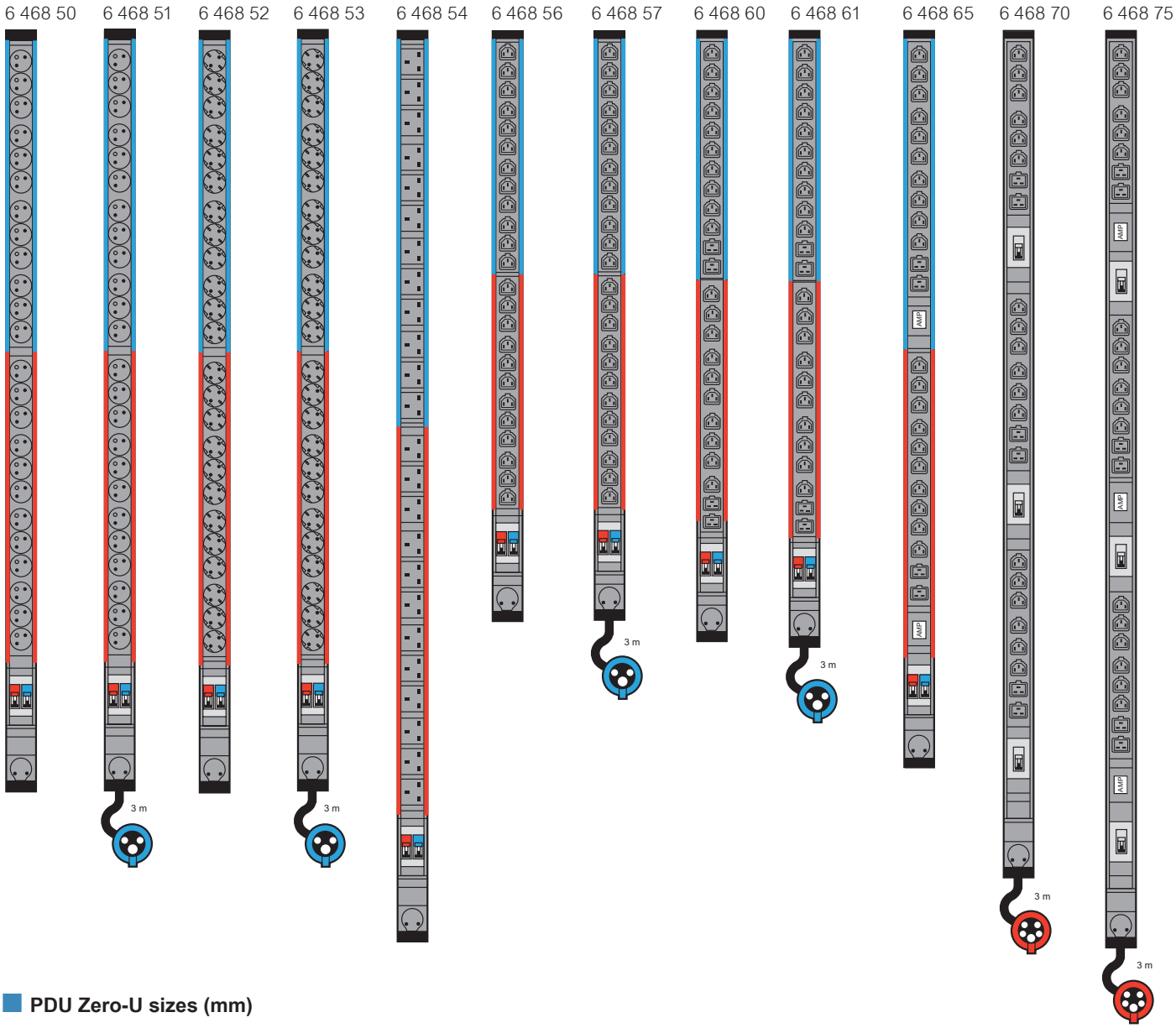

PDU Zero-U sizes (mm)

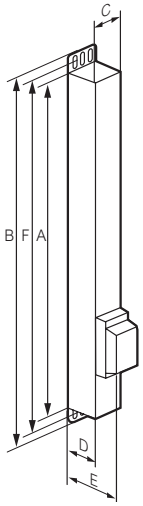

Cat.Nos	Height		Width	Depth		Fixing centers (mini-maxi)
	A	B(1)	C	D	E(2)	F(1)
6 468 50	1250	1294	52	52.5	87	1262-1292
6 468 51	1250	1294	52	52.5	87	1262-1292
6 468 52	1250	1294	52	52.5	87	1262-1292
6 468 53	1250	1294	52	52.5	87	1262-1292
6 468 54	1466	1510	52	52.5	87	1478-1508
6 468 56	1034	1078	52	52.5	87	1046-1076
6 468 57	1034	1078	52	52.5	87	1046-1076
6 468 60	1070	1114	52	52.5	87	1082-1112
6 468 61	1070	1114	52	52.5	87	1082-1112
6 468 65	1160	1204	52	52.5	87	1172-1202
6 468 70	1340	1384	52	52.5	87	1352-1382
6 468 75	1475	1519	52	52.5	87	1487-1517

1 : Overall height with standard brackets (screw fixing)
2 : Overall depth at the circuit breaker slot

FOLLOW US ALSO ON

- legrand.com
- datacenter.legrand.com
- youtube.com/user/legrand
- facebook.com/Legrand
- twitter.com/Legrand
- pinterest.com/legrandgroup
- instagram.com/legrandnews

Legrand România
Str. Gara Herăstrău Nr. 4D,
Green Court, Clădirea C,
Cod poștal 020334,
Sector 2, București

Tel : +4021.232.07.77
Fax : +4021.232.07.76

Email: legrand.romania@legrand.ro
www.legrand.ro

EX217016 ©Legrand - RO 0917